



EUROPEAN  
OFFICE  
FURNITURE  
MANUFACTURER



**Collection 2023 / 2024**  
eol-group.net





# EOL

**designs and manufactures  
office furniture to help clients create  
unique destination workplaces**

Our furniture ranges are inspired by French design and are functional, creative and long-lasting. Most items are available from stock, and we also offer a made-to-order service for custom solutions.



## EOL'S EXPERTISE SPANS THREE KEY AREAS

### Design and manufacturing

Whether it's wood, metal or textiles, our teams are experts in their craft

### Consulting services

Our architects and designers will work with you to create the workspace you have in mind

### Logistics and delivery

Our logistics network provides an end-to-end service by stocking, delivering and installing your furniture



**+ 250**  
employees



**2 sites**  
manufacturing  
our furniture  
in France



**+ 7**  
countries where we  
can ship from stock  
(FR, BENELUX, UK, IRL & CH)



**20,000 m<sup>2</sup>**  
of warehouse space  
to stock finished  
products



# Meaningful steps towards sustainable development

In 2017, we placed climate action and environmental protection at the heart of our corporate strategy by defining 30 actions to help us be more eco-responsible.

In 2022, we mapped this strategy against the United Nations' Sustainable Development Goals (SDGs) and established action plans for each goal for all EOL teams and partners.

Based on an environmental impact assessment of our activities, we have selected 9 priority areas to focus on between now and 2025.



# Sustainable development

## Our 9 key focus areas



### GOOD HEALTH AND WELLBEING

- › Reduce the number and the severity of workplace accidents
- › Use Personal Protection Equipment (PPE)
- › Improve working conditions (by investing in machinery for our plant in Eu, northern France)
- › Do not use solvents or CMR substances
- › Comply with the EU REACH regulation for chemical substances
- › Use OEKO-TEX fabrics and fillings (quality label for textiles)
- › Introduce a work-from-home policy for support teams



### AFFORDABLE AND CLEAN ENERGY

- › Decrease energy consumption (gas and electricity)
- › Install new LED lighting in our workshops
- › Use energy-efficient electrical machinery
- › Capture waste heat from woodworking processes to use for heating
- › Invest in more efficient machinery
- › Adapt processes to reduce energy consumption
- › Turn thermostats down
- › Install sensors and timers for lighting
- › Optimise the temperature of the curing oven



### RESPONSIBLE CONSUMPTION AND PRODUCTION

- › Reduce the amount of raw materials we use and discard (wood, metal, textiles)
- › Use recyclable and recycled materials
- › Seek out alternative materials that are more eco-friendly
- › Cut back on packaging, and use recyclable packaging
- › Re-use primary and secondary packaging (pallets, metal cages, corner protectors, chair packaging boxes, etc.) multiple times
- › Increase interchangeability of components



### DECENT WORK AND ECONOMIC GROWTH

- › Reduce workplace accidents and injuries
- › Source services and supplies from the sheltered/supported employment sector
- › Employ people from local communities
- › Employ workers with disabilities



### GENDER EQUALITY

- › Address the gender balance of support teams
- › Define objective pay scales based on levels of responsibility



### CLEAN WATER AND SANITATION

- › Reduce water consumption (degreasing machine)
- › Comply with regulations on waste discharge
- › Use surface treatment equipment fitted with a reverse-cascade rinse system



### CLIMATE ACTION

- › Use transport providers who adhere to the "Objectif CO2" charter
- › Optimise lorry fill rates
- › Reduce print runs for printed catalogues and move towards using digital materials



### LIFE ON LAND

- › Use PEFC-certified wood (to promote biodiversity and combat deforestation)
- › Ensure zero pollution (land, water, air), in compliance with applicable legislation



### PARTNERSHIPS FOR THE GOALS

- › Make charitable donations
- › Actively seek out sources of recycled components





## Our commitments

Our strategy, our day-to-day choices and actions, and our products and services are underpinned by strong values that reflect our ultimate goals:

**Promote the wellbeing**  
of employees

**Guarantee the quality**  
and safety of our products

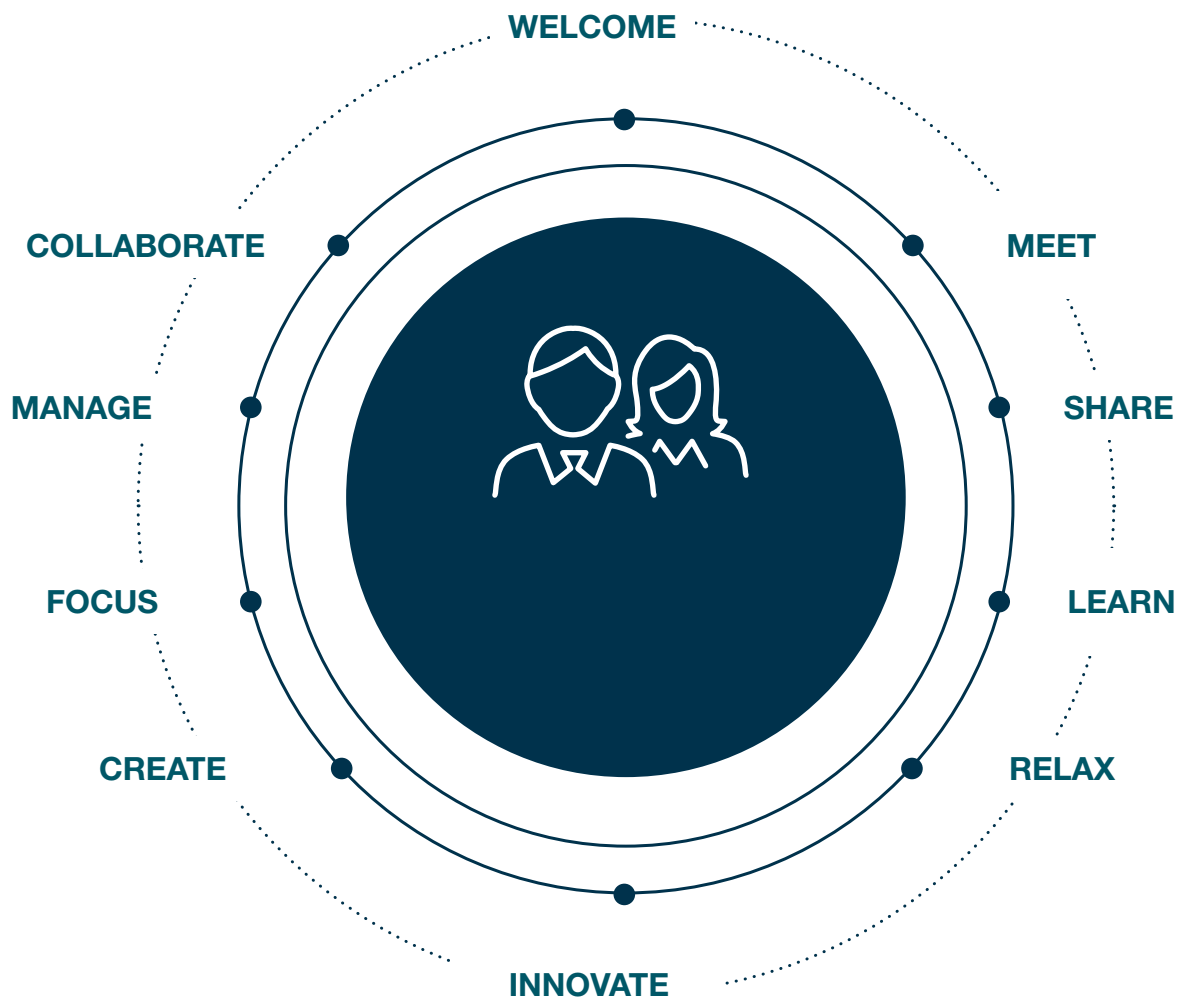
**Put innovation**  
at the heart of all we do

**Have a positive impact**  
on the world around us

# OUR APPROACH

## A SOLUTION FOR EVERY OFFICE ACTIVITY

All our products are designed and developed with users in mind





# Our services

## Global solutions for unique projects

More than ever before, companies are recognising that good workplace design equates to more effective management and better performance. EOL has been advising on office fit-outs and refurbishments for over 30 years, so is ideally placed to help you make your project a reality.



### **WE LISTEN**

#### **TO YOUR REQUIREMENTS**

Definition of project scope  
Determination of your needs and constraints

.....



### **WE ANALYSE**

#### **POSSIBLE SOLUTIONS**

Identification of solutions that match your needs and budget

.....



### **WE MANUFACTURE**

#### **AT OUR PLANTS IN FRANCE**

Expert processing of wood, metal and textiles (2 sites, in Burgundy and Normandy)  
Manufacturing of standard furniture or custom pieces for large-scale projects

.....



### **WE STOCK**

#### **ITEMS FOR FAST SHIPPING**

Ship-from-stock availability for our most popular products and finishes  
Real-time product availability tracking (EOL.net)

.....



## **WE SEEK INSPIRATION** IN CURRENT TRENDS

Observation and analysis of current design trends, societal changes and new technologies

Consideration of your corporate image, style preferences, and work environment

.....



## **WE CREATE** PLANS AND LAYOUTS

Zoning and planning, incorporating circulation routes and areas for different activities

Creation of 2D and 3D plans to help you visualise our ideas and make informed choices

.....



## **WE DELIVER & INSTALL** ACCORDING TO YOUR NEEDS

Full range of furniture removal, delivery and installation services

12 regional logistics hubs, and teams of professional installers

.....



## **WE GUARANTEE QUALITY** AND OFFER ONGOING SUPPORT

Warranties and certificates for added peace of mind

Ongoing after-sales support for furniture and equipment following installation

.....

# 2022–2023 trends

## Our style recommendations

Our design studio has come up with 8 on-trend colour schemes to help you create a unique, stylish workspace. Each scheme incorporates materials and finishes from our general shade card.



MA

DF

DH

### Minimalist

Simple  
Understated  
Calming



MG

RI

B2

### Green working

Natural  
Eco-friendly  
Refreshing



B3

N5

M9

### New classic

Traditional  
Sophisticated  
Subtle



DI

DJ

DZ

### Ocr'attitude

Earthy  
Natural  
Warm

## A closer look at Black velvet MK



Highly resistant,  
velvety finish



Matt effect  
for a refined  
look



Available on  
selected office  
and meeting room  
furniture



### All in black

Distinctive  
Bold  
Elegant

MK

LE

ZP



### Neorustic

Less but better  
Black & wood  
Raw materials

R3

B5

SG



### Oxygen

Fresh  
Rejuvenating  
Relaxing

N6

DF

A9



### Cocoon

Uncluttered  
Soothing  
Organic

N5

ZC

BM



# Hybrid workspaces: new ways of working

## A new era for the world of work

Across Europe, 4 out of 5\* large companies have switched to hybrid working, giving rise to new challenges for workspace designers.

## WHAT IS HYBRID WORKING?

Hybrid working is a flexible arrangement where employees split their time between working in the office and working remotely (from home or another location).



### CREATE QUIET ZONES

Install CHATBOX acoustic pods instead of conventional meeting rooms.

They optimise floorspace and provide quiet havens in the midst of busy open-plan offices, making them perfect for phone calls, private meetings, and focused work.

› CHATBOX p. 184



### FACILITATE HOT-DESKING

Opt for self-regulating office chairs and practical table-top power docks so that employees can sit down and start work with minimal fuss.

› Office chairs: ELIOTT p. 116 - OSCAR p. 220  
› New power management solutions p. 278



\* JLL – “The Regenerative Workplace” – a global survey of over 3,300 office workers



## WHAT DOES THIS MEAN FOR WORKSPACES?

### › Workspaces must be more collaborative

Basic lounge areas are not enough. Offices need welcoming, inspiring spaces where people enjoy spending time. Spaces like this foster collaboration, creativity and team spirit.

### › Workspaces must be more regenerative\*

This goes beyond wellbeing to encompass all aspects of the physical and mental health of employees. Regenerative workspaces refresh and energise employees, which in turn boosts performance.

### › Workspaces must be more flexible

Modern workspaces should incorporate dynamic spaces that accommodate a variety of activities and optimise floorspace without compromising on employee comfort or wellbeing.



### **CULTIVATE TEAM SPIRIT**

Create a lounge area where teams can get together and share ideas in an informal setting.

And why not include a PING table so employees can enjoy a quick game of table tennis between meetings – ideal for getting the mind and body moving!

Areas like these are essential when it comes to cultivating wellbeing and team spirit.

› MARGOT p. 28

› PING p. 178



### **MAKE SPACES FLEXIBLE**

Create agile spaces for project teams by choosing mobile furniture that can quickly be rearranged for different activities.

When the flexi-space isn't booked for a particular team, other employees can use it as required.

› ARIAL mobile furniture p. 168

› MARTIN multimedia unit p. 180

› SOLANGE partition screens p. 116

# Delivery options tailored to your requirements

## FROM STOCK OR A CUSTOM ORDER? WE HAVE SOLUTIONS TO SUIT YOUR NEEDS

Every office fit-out or refurbishment is different,  
so we offer multiple solutions and delivery options.

Delivery times are dependent on the selected products and finishes.

### PRODUCTS AVAILABLE FROM STOCK

Many of our products and finishes are available from stock

DELIVERY TIME:  
**10 DAYS**

### PRODUCTS AVAILABLE ON REQUEST

Other products and finishes are available on request

DELIVERY TIME:  
**4-6 WEEKS**

### CUSTOM ORDERS

We can also customise furniture (shades, dimensions, etc.) to suit specific requirements


DELIVERY TIME:  
**6-8 WEEKS**

## A GUIDE TO OUR PICTOGRAMS

Made in France  
 Made in France

 Made in the EU

 Self-assembly office chair

 Part-assembled office chair  
(seat and backrest are pre-assembled ready for mounting onto the gas-lift base and castors; armrests are ordered and supplied separately)

 Number of chairs that can be stacked

 Number of chairs that can be stacked on a trolley

# A printed catalogue linked to online resources for greater convenience

## BROWSE OUR PRODUCTS ON- OR OFFLINE

Seek inspiration in our catalogue, and simply scan the QR codes to find out more about particular products.

Our online resources include image files, product data sheets, shade cards, and more.

**- 1 -**

### Browse

the catalogue and choose your favourite products

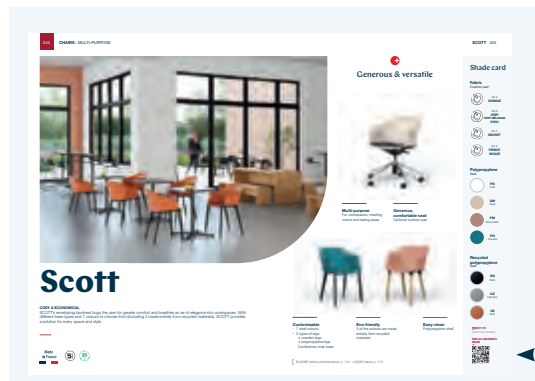


**- 2 -**

### Scan

the QR codes

VIEW ALL RESOURCES



**- 3 -**

### Consult

the product data sheets and other online resources



Additional fabric finishes (in Cat. A, B, C or D) available on request - see shade card on p. 282



See Power Management pages for details



Antibacterial surface. Guaranteed on all melamine worktops except MK Black velvet finish.



28% Percentage made from recycled materials



Furniture suitable for wheelchair users (DDA-compliant)

# Table of contents

## Lounge & Reception areas 18

Modular seats	22
Lounge seats	28
Low tables	40
Reception counters	42
Bench units	54

## Workspaces 56

<b>Executive desks</b>	58
------------------------	----

<b>Shared desks &amp; Partitioning</b>	80
--	----

Home office	82
-------------	----

Why choose a sit-stand desk?	84
------------------------------	----

Sit-stand desks	86
-----------------	----

Fixed-height desks	96
--------------------	----

Desktop & free-standing screens	116
---------------------------------	-----

<b>Storage</b>	124
----------------	-----

Easy-reach storage units	126
--------------------------	-----

Standard and tower pedestals	128
------------------------------	-----

Lockers	136
---------	-----

Cupboards	140
-----------	-----

Filing cabinets	149
-----------------	-----

Shelving	150
----------	-----

Lockers	152
---------	-----

## Meeting 154

Meeting tables	158
----------------	-----

Mobile multimedia wall	180
------------------------	-----

Acoustic pods	184
---------------	-----

Multi-purpose tables	188
----------------------	-----

Restaurant tables	198
-------------------	-----

## **Seats** 204

### **Office chairs** 206

How to adjust your office chair	208
Executive chairs	210
Ergonomic chairs	214
Operator chairs	222
Technical chairs	224

### **Chairs** 228

Visitor chairs	230
Multi-purpose chairs	236
Restaurant chairs	250

## **Accessories & Electrical solutions** 262

### **Accessories** 264

Lighting	266
Decorative plants	268
Recycling bins	270
Coat stands	272
Meeting accessories	273
Office accessories	273
Flatscreen monitor arms	274
Multimedia stands	277

### **Electrical solutions** 278

Power management	278
Cable management & modesty panel	279

## **Shade card** 282









# Lounge & Reception areas







# Lounge & reception



**Zelie**

LOUNGE

MEETING

BRAINSTORMING

Page 22 ›

.....



**Margot**

LOUNGE

MEETING

Page 28 ›

.....



**Bip**

LOUNGE

Page 34 ›

.....




**Low tables**

RECEPTION

LOUNGE

Page 40 ›

.....



**Guest**

RECEPTION

Page 42 ›

.....



**Greta**

RECEPTION

Page 48 ›

.....



**Galway**

LOUNGE

Page 38 ›

.....



**Chest**

LOUNGE

Page 39 ›

.....



**Evasion**

RECEPTION

Page 54 ›

.....



**Rosalie**

RECEPTION

Page 55 ›

.....



**Sosi**

RECEPTION

Page 55 ›

.....



# Zelie

## MIX-AND-MATCH SHAPES AND COLOURS

The geometric lines of the ZELIE range will put a contemporary stamp on any workspace.

Made  
in France







The ZELIE seats come in multiple shapes (corner, square, rectangle), with or without wheels, so there are plenty of ways of creating a workspace that's both comfortable and unique.





## Fun & modular



### Mix and match

Seats for 1, 2 or 3 people, with or without a backrest

### Static and mobile versions

Foot stool & seat

### Writing shelf

Easy to move around as required

### Connectivity solutions

Optional power sockets and USB ports are available for the link modules

## Zooms



### Link module

With built-in connectivity (1 power socket + 2 USB-A ports)



### Mobile seat

With 2 rear wheels



### Linking system

Retractable





## Configure ZELIE

### Configuration ideas



#### Meet

The writing shelf provides a handy work surface and is easy to move around



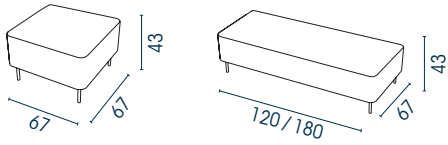
#### Brainstorm

The mobile versions are perfect for impromptu brainstorming sessions

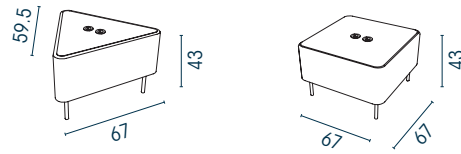


# Overview

## Seats without backrests

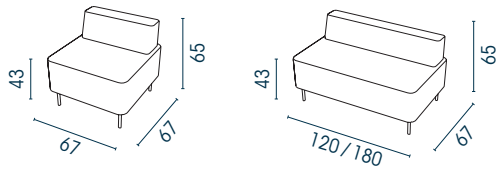


## Link modules

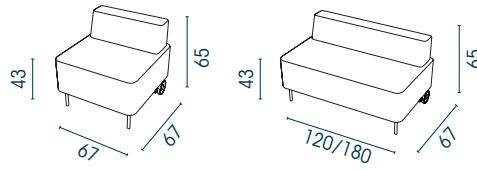


## Seats with backrests

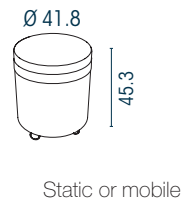
Static



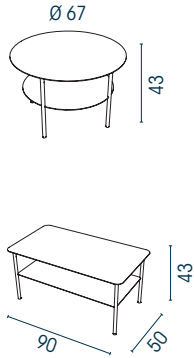
Mobile



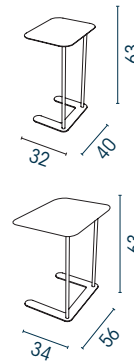
## Foot stools



## Low tables



## Writing shelves



## Shade card

### Fabric

Seat and backrest



Cat. A  
**BONDAĪ**



Cat. B  
**STEP**  
**STEP MÉLANGE**  
**CHILI**



Cat. C  
**SECRET**



Cat. D  
**FENICE**  
**VOGUE**

### Metal

Legs, tables



**SO**



**SG**



**ZO**  
Textured



**SC**



## Welcome

### S-shaped layout

Get creative with the corner modules

### Island arrangement

Add corner modules with built-in sockets so visitors can stay connected while they wait

**PRICE P. 6**

Details and availability

**VIEW ALL RESOURCES ONLINE**





# Margot

## FRENCH-STYLE CHIC

The refined MARGOT range is perfect for any reception area. The distinctive shapes, soft, plush seats and elegantly styled legs work together to create an aesthetically pleasing look.







The range is stylish and functional at the same time. MARGOT seats are available with built-in power sockets and USB ports, making them ideal for casual working areas as well as for lounges and receptions.





**Connection points**  
On the left and right side



**Legs**  
Wood or metal



**Rotatable writing shelf**  
Melamine or linoleum worktop



## Modern & distinctive



### Multi-purpose

Thanks to the range of options (high back versions, partition screens), these seats suit a variety of settings, including quiet work zones, reception areas and lounges, and informal meeting spaces for 2 to 4 people



### Connectivity solutions

The chairs and worktops are available with built-in power sockets and USB-A ports



### Elegant finishes

Piping highlights the outline of the furniture







## Configure MARGOT

### Configuration ideas



### Relax

#### Low-backed chairs

Ideal for creating a cosy corner in a managerial office, reception or lounge area



### Welcome

#### High back chairs

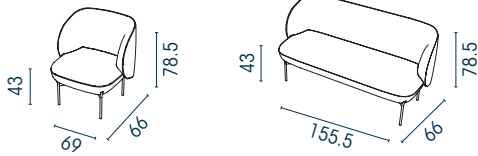
A great way of breaking up open spaces or passageways



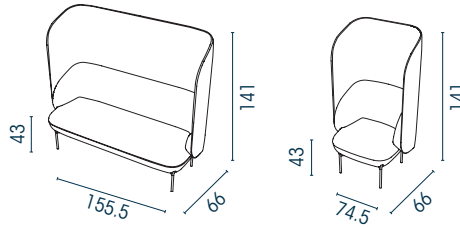
# Overview

## Armchairs & sofas

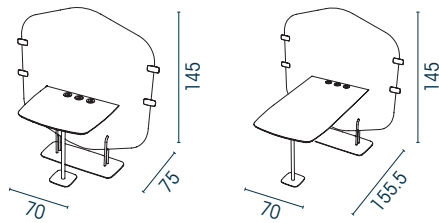
Low back



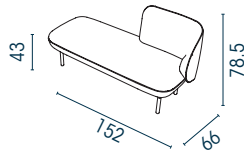
High back



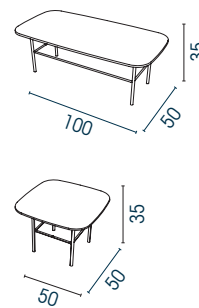
## Partition screens with table



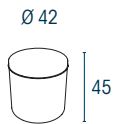
## Méridienne sofa



## Tables

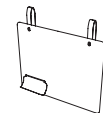


## Foot stool



## Accessories

Whiteboard



Fabric headrest or cushion



Rotatable writing shelf



Connectivity kit



## Concentrate

### Silent study chair

For focused work or private phone calls



## Meet

Create a meeting space for 2 to 4 people within an open space

## Shade card

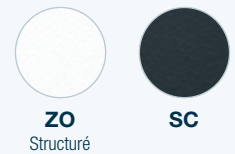

### Fabric

Seat and backrest



### Metal

Legs, tables



### Metal / Wood

Seat legs



### Linoleum

Worktops (thk 20.6 mm)



PRICE P. 7

Details and availability

VIEW ALL RESOURCES ONLINE





# Bip

## COCOON-LIKE SEATS FOR ULTIMATE COMFORT

The BIP range combines contemporary styling with soft, curved lines to create a cocoon-like seat.







BIP easy chairs come with a choice of legs, including fixed and rotating models. They are a great choice for any lounge, reception area or meeting room.





## Shade card (range specific)

### EVO fabric Cat. A



**TS**

Black

**TH**

Mouse grey

### VALENCIA faux leather Cat. C



**F1**

Pearl grey

**F2**

Grey

**F3**

Black

**F4**

Navy blue

**F5**

Corn yellow

**F6**

Olive green

**F7**

Terra cotta

**F8**

Garnet

**F9**

Beige

### STEP fabric Cat. B



**A1**

Bamboo

**A2**

Beige

**A3**

Navy blue

**A4**

Petroleum blue

**A5**

Mustard yellow

**A6**

Black

**A9**

English green

**E4**

Aqua

**E5**

Light grey

**E6**

Brick red



## Comfortable & commodious



### Choice of base for different uses

Conference chair base, 4 legs, rotating base, height-adjustable base

### Chairs to suit different areas

Receptions, lounges, meeting rooms

### Curved lines and generous shapes for optimum comfort

### Contrasting topstitching for a unique style

### Mobile version

Choice of hard-floor or soft-floor castors

### SYNERGIE Fabric Cat. C



**Q1**  
Mottled light beige



**Q2**  
Mottled brown



**Q3**  
Mottled smoke grey



**Q4**  
Mottled graphite grey



**Q6**  
Mottled coral



**Q7**  
Mottled salmon



**G1**  
Mottled dark blue



White contrasting topstitching on black coverings (TS, A6, F3, YB).  
Black contrasting topstitching on all other colour coverings.

### Leather Cat. E



**G2**  
Mottled cocoa



**G3**  
Dark celadon



**G4**  
Aqua



**YB**  
Black



**Y1**  
Taupe

**PRICE P. 10**  
Details and availability  
**VIEW ALL RESOURCES ONLINE**





# GALWAY



**A timeless classic**  
with clean lines



**Firm seat**



**Fire-resistant**  
(foam padding  
& Mirage fabric)

## Shade card (range specific)

### Inca faux leather, Cat. A



**EG**  
Black



**EH**  
Light grey



**EI**  
Sand



**EJ**  
Beige



**EK**  
Dark green



**EL**  
Deep blue



**EM**  
Burgundy



**EN**  
Pumpkin

### Mirage fire-resistant fabric, Cat. B



**WA**  
Black



**WB**  
Dark grey



**WD**  
Light grey



**WE**  
Beige



**WF**  
Light green



**WG**  
Navy blue



**WH**  
Plum



**WI**  
Orange

### LEATHER Cat. E



**YB**  
Black



**PRICE P. 11**

Details and availability

**VIEW ALL RESOURCES  
ONLINE**







# CHEST



Soft, natural lines  
for all-round comfort

With 4 adjustable feet  
to compensate for uneven floors

## Shade card (range specific)

### Bondai fabric Cat. A



**KZ**  
Red



**KE**  
Black



**K2**  
Navy blue



**KD**  
Cloud grey



**KA**  
Storm grey

### Faux leather Cat. B



**YA**  
Black



**PRICE P. 11**  
Details and availability  
**VIEW ALL RESOURCES**  
**ONLINE**





# Low Tables

## LOW TABLES IN ALL SHAPES AND SIZES

With so many options to choose from, you're sure to find a low table to suit your requirements – classic, minimalist or contemporary; wood, metal or linoleum; tables for working, tables for coffee breaks... which will you pick?

Made  
in France



Except ZELIE



Except BIP, ZELIE





# MARGOT

43%



H.35 x W.100 x D.50 cm

# ZELIE

55%



H.43 x W.90 x D.50 cm

# EVASION

19%



H.48 x Ø60 cm



H.35 x W.50 x D.50 cm



H.43 x Ø67 cm



H.63 x W.40 x D.32 cm



H.63 x W.56 x D.34 cm

# SUSHI

33%



H.32 x W.60 x D.60 cm

# STAR

34%



H.45 x W.60 x D.60 cm

# PURE

23%



H.43 x W.76 x D.59 cm



H.32 x W.110 x D.70 cm



H.45 x Ø75 cm

**PRICE P. 12**  
Details and availability  
**VIEW ALL RESOURCES**  
**ONLINE**







# Guest

## A RECEPTION AREA THAT'S TRULY YOU

GUEST is an ultra-customisable range of reception counters.

Made  
in France



Antibacterial  
surface





Thanks to the different modules and large choice of finishes and effects, with GUEST you can create a unique reception area.





## Cable management



◀ **Cable ports as standard**  
(except DDA modules)



◀ **With or without scalloped edge**  
(for monitors up to 22 inches)



◀ **Metal cable trough**  
for cable routing  
(option)



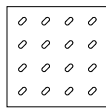
# Modular & customisable

## Cladding

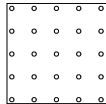
Wood or metal  
(4 choices of finish)



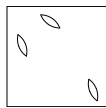
Melamine



Diagonal



Dots



Leaves

## Decorative accessories



Counter-top shelf without lettering



Counter-top shelf with lettering + optional white/coloured LED backlighting



### Decorative

Structural base and legs in white melamine, with optional decorative accessories

### Multiple layout options to suit different uses

4 modules that can be combined in different ways

### Optimised for user comfort

Intermediate legs positioned to maximise leg room








## Configure GUEST

### Configuration ideas



#### Closed counter

2 corner modules (right & left) for extra privacy and a tidy appearance at all times



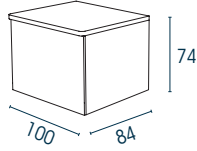
#### Open-ended counter

Place a DDA module at the end of the counter or between 2 high modules so guests can sit or stand



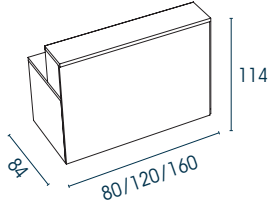
# Overview

## Low module



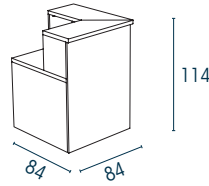
## High module

With or without scalloped worktop (W. 120 and 160)

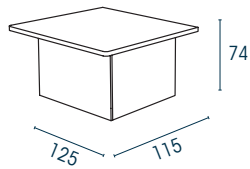
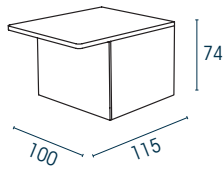


## Corner module

Right or left

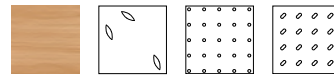


## DDA modules



## Cladding


(must be specified in your order)



## Shade card


### Melamine

Worktops (thk 38 mm)




### Melamine

Claddings (thk 19 mm)



### Metal

Cladding



## Extra-large counter

Combine several modules to create one long counter

PRICE P. 13

Details and availability

VIEW ALL RESOURCES ONLINE





# Greta

## ELEGANT, PRACTICAL RECEPTION COUNTERS

The GRETA range includes a wide variety of modules and matching storage units and is suitable for all kinds of reception areas. The front and side panels are available in several tasteful finishes.




Antibacterial  
surface







The counter tops and storage units have scalloped edges to allow for discreet cable management.



## Zooms



### User-friendly

Worktop with scalloped edge for monitors up to 21 inches



### Discreet cable management

Scalloped edge in the lower part of the storage units

## Options



### LED backlighting

Optional white/colour LED kit to install behind the front panel



### Drawer


For suspension files (optional)



## Adaptable & functional



**Decorative front panel**  
with bag rest



.....

### Decorative panels

White melamine base with decorative panels in matching finish to the counter top (side panels included; front panels optional)

.....


### DDA module

Compliant with the Disability Discrimination Act

.....

### Matching storage units

- Top pre-drilled for optional cable ports
- With lockable sliding door
- Option: suspension file drawer







## Configure GRETA

### Configuration ideas



#### Create a 2-sided reception counter

Place a corner module at one end, and a DDA module at the other



#### Incorporate storage

This side-by-side arrangement provides:

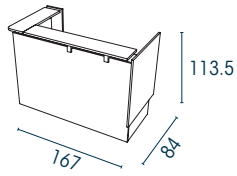
- Extra storage space on the user side
- A space to display company brochures on the visitor side



# Overview

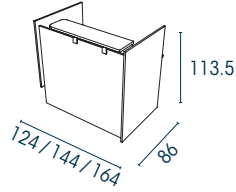
## High modules

Corner modules

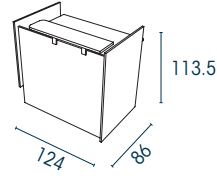


Straight modules

Seated position

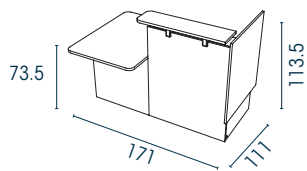


Standing position

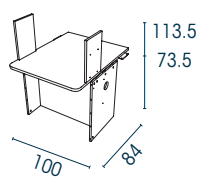


## DDA modules

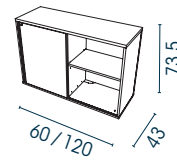
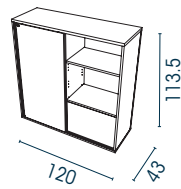
Seated/standing position



Seated position

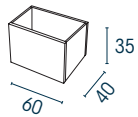


## Storage units

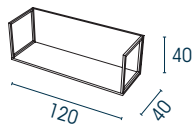


## Optional extras

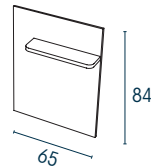
Drawer



Shelf: free-standing or wall-mounted



Decorative front panel



## Cater for all visitors

Place a DDA module at either end of the counter to accommodate both standing and seated visitors


## Shade card

### Melamine

Counter base (thk 25 mm)  
Shell of storage units (thk 19 mm)



Front and side panels (thk 19 mm)



PRICE P. 15  
Details and availability

VIEW ALL RESOURCES  
ONLINE





# Evasion

**+ Modern & inviting**



Contemporary design with a beech plywood structure for a modern and welcoming reception

Seats set forward in relation to rear legs (to avoid scuffing the wall)

Seats and magazine shelf can be positioned according to preference

Brushed aluminium base

## Shade card

**Beech plywood**  
Seats



**VK**  
White



**VM**  
Black

**Metal**  
Crossbeam



**SB**  
Aluminium



**SG**  
Black

Made  
in France



PRICE P. 17

Details and availability

**VIEW ALL RESOURCES**  
ONLINE







# Rosalie



Seats set forward in relation to rear legs (to avoid scuffing the wall)

Choice of 4 colours for a vibrant reception

Generous, comfortable seat

Easy-clean seat shell (polypropylene)

Seats and magazine shelf can be positioned according to preference

Brushed aluminium base

Made in France



## Shade card

### Polypropylene Seats



PS  
Cream



PQ  
Grey



PJ  
Yellow



PR  
Black

### Metal

Crossbeam



SB  
Aluminium



SG  
Black

PRICE P. 17

Details and availability

VIEW ALL RESOURCES ONLINE



# Sosi



Easy-clean, hard-wearing shell (metal seat & backrest)

Bench unit available with and without magazine shelf

Seats and magazine shelf can be positioned according to preference

Fixings for securing to the floor available on request (contact us for details)

## Shade card

### Metal

Crossbeam



SB  
Aluminium



SG  
Black

PRICE P.17

Details and availability

VIEW ALL RESOURCES ONLINE









# Workspaces









# Executive desks



**Karl**  
Smart & sophisticated

Page 60 ›

.....



**Kara**  
Stately & stylish

Page 64 ›

.....



**Moka**  
Timeless & practical

Page 70 ›

.....



**Rio**  
Minimalist & modern

Page 74 ›

.....



**Robin**  
Stylish & natural

Page 78 ›

.....





# Karl

## SMART, ELEGANT DESKS FOR SOPHISTICATED WORKSPACES

The clean lines, elegant style and fine materials of the KARL range will add a touch of sophistication to any executive office. KARL desks come with resistant, soft-touch worktops in a choice of standard melamine, Forbo linoleum or Black velvet melamine.

Made  
in France







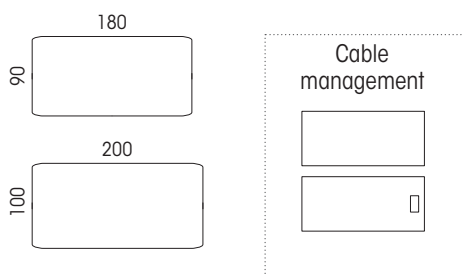
The range includes a square desk that doubles up as both executive desk and meeting table.



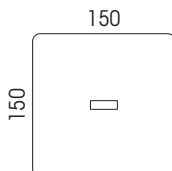


## Overview

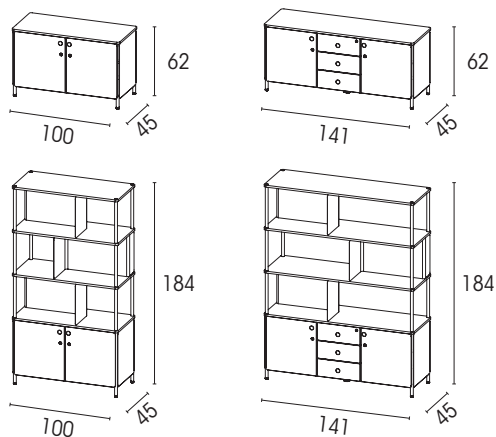
### Individual desks



### Meeting tables



### Storage units



 The KARL range also includes meeting tables p. 158



## Smart & sophisticated



### Elegant workspaces

Clean lines and high-quality materials (solid oak legs)

### Choice of unique soft-touch finishes

- Melamine (MK): highly resistant, velvety finish
- Forbo furniture linoleum: soft, matt finish (see shades on p. 285)

### Discreet cable management

Cables routed directly through the leg structure, with top-access housings in matching finish to worktop



## Zooms



Cables and wires are routed up to the worktop behind a screw-on cover in matching finish to the leg (worktop with top-access version)



Top-access housing

## Shade card

### Melamine

Worktops (thk 25 mm), top of credenzas



N5



MK  
Black velvet melamine

Top of credenzas & shelves of bookcases



RI

### Linoleum

Worktops (thk 20.6 mm)



LU

### Solid oak

Desk legs



CM

### Metal

Desk structures and storage units (uprights and doors), modesty panels



ZP



ZC

PRICE P.20

Details and availability

VIEW ALL RESOURCES  
ONLINE







# Kara

## MAXIMUM WORK SURFACE WITHOUT COMPROMISING ON STYLE

The thick worktop and classic design of the KARA range make this an excellent choice for any managerial space. The desks can be combined with several types of return for an even larger work surface.





Matching storage units are also available for a fully coordinated look.







**Pedestal with**  
2 or 3 drawers



**Bookcases**



**Choice of cupboards**

Options:

- Swing doors and/or sliding doors
- With or without drawer unit





## Stately & stylish

### **Stately**

The straight lines and thick worktop make a bold statement that's perfect for executive offices

.....

### **Versatile**

Multiple layout possibilities and storage solutions

.....

### **Elegant finishes**

Glass top available for the structural pedestal and return

.....

### **Discreet cable management**

Returns fitted with cable ports; optional cable ports available for worktops (openings are pre-drilled)

.....





## Choose a return

.....

Structural pedestal to maximise work surface and storage space

.....

Aligned return for a generous work surface and smaller footprint


.....

Offset return for a clutter-free work surface



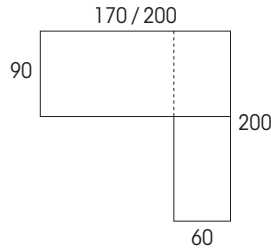
# Overview

## Individual desks

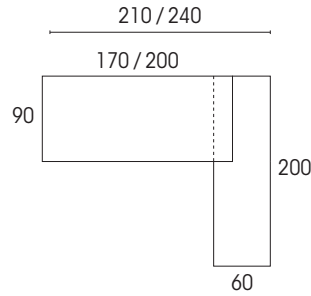


## Desks with return

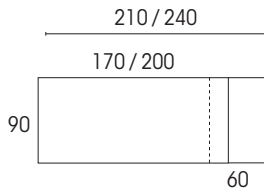
Aligned



Offset

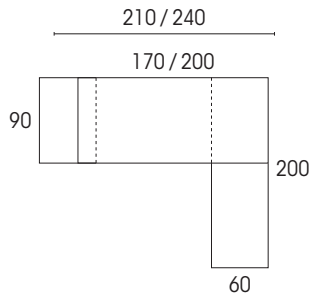


## Desks with structural pedestal

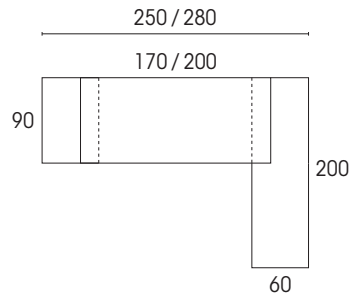


## Desks with return and structural pedestal

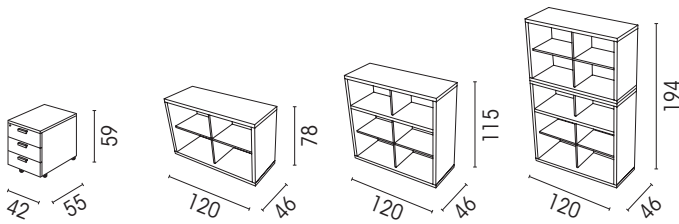
Aligned



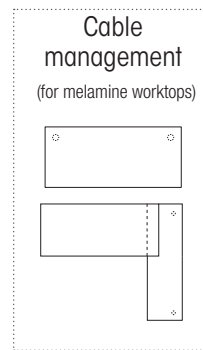
Offset



## Storage units



Bookcases with open/closed compartments: see price list for options.



## Shade card

### Melamine

Worktop (thk 38 mm), legs, return and pedestal



RI



N6



M9

### Glass

Top of pedestal and return (thk 6 mm)



GS

PRICE P.21

Details and availability

VIEW ALL RESOURCES ONLINE



For more storage options, see the ARMAND range p. 140





# Moka

## A CLASSIC THAT WILL NEVER GO OUT OF STYLE

MOKA is a favourite for furnishing executive office spaces. The desk worktops are separated from the panel legs by a spacer for a distinguished touch.

Made  
in France



Antibacterial  
surface





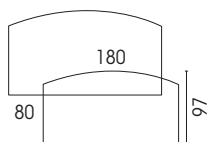
The practical structural return provides extra storage space and expands the work surface.  
The sliding doors can be positioned on either the user side or the visitor side.



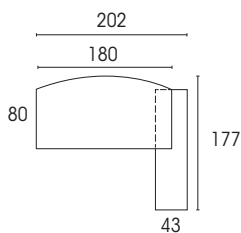
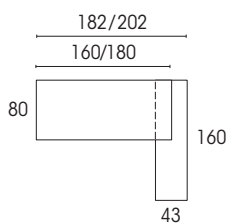


## Overview

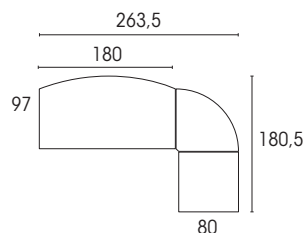
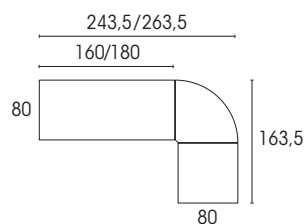
### Free-standing desks



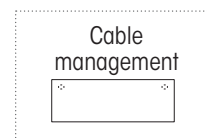
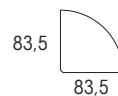
### Desks with a structural return



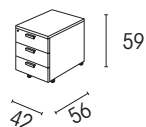
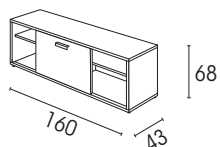
### Panoramic desks



### Corner angle unit



### Storage units



 For more storage options, see the ARMAND range p. 140





# Timeless & practical



### Multiple layout options

Desk with structural return unit, or panoramic desk

### Structural modesty panel

With pre-drilled openings at the top for cables

### Cable management

Worktops with pre-drilled openings for cable ports (cable ports to be ordered separately)

## Shade card

**Melamine**  
Worktops (thk 25 mm),  
legs, storage units



R1



N6



M9

Sliding door of  
storage unit



N5

## [ ] Structural return



Storage unit  
**opens on user side**



Storage unit  
**opens on visitor side**

**PRICE P.24**

Details and availability

**VIEW ALL RESOURCES  
ONLINE**





# Rio

## MINIMALIST STYLE FOR A LIGHT AND AIRY FEEL

A contemporary, minimalist style makes the RIO executive desk an ideal choice for both open-plan and closed-space settings. The glass-topped version creates a particularly light and airy feel.

Made  
in France



Antibacterial  
surface





The range includes options to suit any office space: multiple desk sizes, a choice of glass or melamine for the worktop, and three types of return.

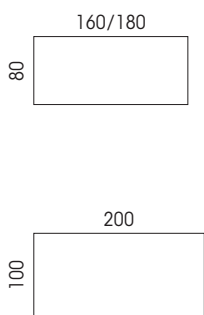




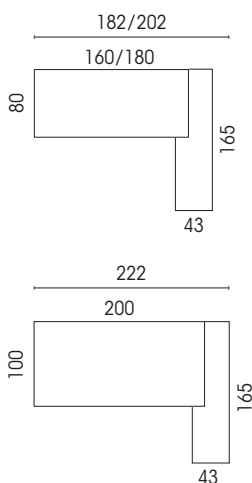


## Overview

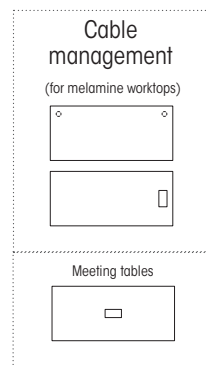
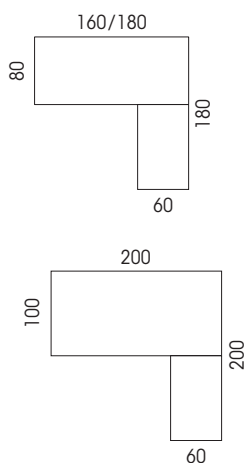
### Individual desks



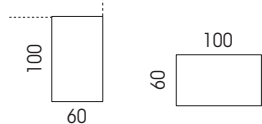
### Desks with structural return



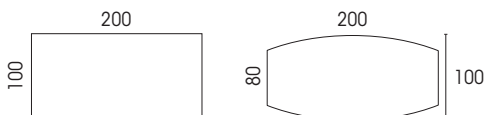
### Desks with fixed return



### Returns



### Meeting tables





# Minimalist & modern



### Timeless design

Bridge legs with rectangular cross-section (60 x 30 mm)

### Elegant workspaces

Light, airy feel thanks to the raised worktop

### Cable management options

Openings for cable ports or a top-access module

## 3 types of return



Structural return unit



Fixed return



Free-standing return

## Shade card

### Melamine

Worktops (thk 25 mm)



RI



R3



N6



MK  
Black velvet melamine

### Glass

Worktops (thk 8 mm)



GS

### Metal

Legs



SO



SA



SG

### Altuglas

Doors of structural return unit



OA

PRICE P.26

Details and availability

VIEW ALL RESOURCES ONLINE





# Robin

## [ ] Storage unit position



←  
**Offset from  
the worktop**



←  
**Aligned  
with the  
worktop**

## [ ] Option



←  
**Suspension file  
drawer**  
with push-release  
opening

Made  
in France



Antibacterial  
surface







# Stylish & natural



### Contemporary design

Wooden bridge legs  
Adds natural style and warmth to executive offices

### Secure storage


Lockable door with folding key

### Cable management options

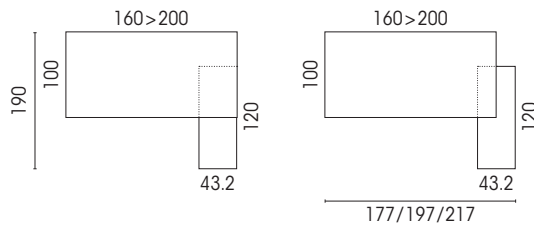
Openings for cable ports or a top-access module (in short edge), and cable channel concealed in the structural return

## Overview

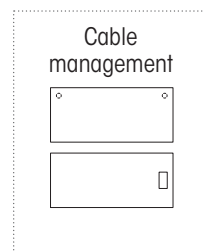
### Individual desks



### Desks with structural return



(return can sit to the left or right side of the desk)



## Shade card

### Melamine

Worktops (thk 25 mm), shell of storage units (sliding door in matching finish to worktop)



MG



N5



RI



MK/N9\*

\*Black velvet melamine (MK) for horizontal surfaces; standard Black melamine (N9) for vertical surfaces

### Metal

Legs (handle matches the metal leg beam)



SO



SG

### Wood

Legs



MS

### PRICE P.28

Details and availability

VIEW ALL RESOURCES ONLINE



The ROBIN range also includes shared desks p. 96 and meeting tables p. 174



# Shared desks & Partitioning



**Homere**  
Mobile return

HOME OFFICE

Page 82 ›



**Axel 2** NEW  
Individual and shared  
Electric drive and manual

SIT/STAND

Page 86 ›



**Lutz 2** NEW  
Individual  
with electric drive

SIT/STAND

Page 92 ›



**Robin**  
Bridge leg  
Solid wood legs

DESKS

Page 96 ›



**Conect**  
Bridge  
or loop leg

DESKS

Page 100 ›



**Arial**  
Bridge leg  
(exists in mobile version)

DESKS

Page 106 ›



**Idol**  
I-shaped or  
L-shaped legs

DESKS

Page 110 ›



**Forstyl**  
L-shaped legs or  
panel legs

DESKS

Page 114 ›



**Solange**

Desktop screens and free-standing screens

SCREENS

Page 116 ›

.....



**Twins**

Desktop screens and free-standing screens

SCREENS

Page 122 ›

.....



**Lucien**

Desktop screens with accessories rail for monitors

SCREENS

Page 123 ›

.....





# Homere

## Mobile

Easy to move around (castors suitable for all floor types; incl. 4 with brakes)

## Versatile

The worktop slides and rotates to allow for different uses

## Practical

Storage space with open compartments and drawer

## Small footprint

In downtime mode, the desk takes up very little space

Made  
in France



Antibacterial  
surface





# The perfect desk for working from home



## Possible positions



**Downtime mode**  
Closed position  
Footprint 0.51 m<sup>2</sup>  
W. 102 x D. 50 cm



**Work mode**  
Linear position  
Footprint 0.81 m<sup>2</sup>  
W. 161.5 x D. 50 cm



**Work mode**  
Open at 90° angle  
Footprint 1.2 m<sup>2</sup>  
W. 107 x D. 112.5 cm

## Shade card

**Melamine**  
Desk shell



R3

Rotatable worktop



MG



**MK**  
Black velvet  
melamine

**PRICE P.29**

Details and availability

**VIEW ALL RESOURCES  
ONLINE**







© Dragonimages

# 7h

That's how long  
70% of us spend  
sitting down  
every day

## Why choose a sit-stand desk?

The human body is designed to move, but modern lifestyles and remote working mean we often sit for extended periods of time.

A sedentary lifestyle comes with a number of health risks.

### Health risks of a sedentary lifestyle



Musculo-  
skeletal  
pain



Mental  
health  
issues



Cardio-  
vascular  
problems



Diabetes  
(Type 2)





# Change positions and move around

What do people say about sit-stand desks?\*

## 88%

Agree that sit-stand desks are easy to use

## 47%

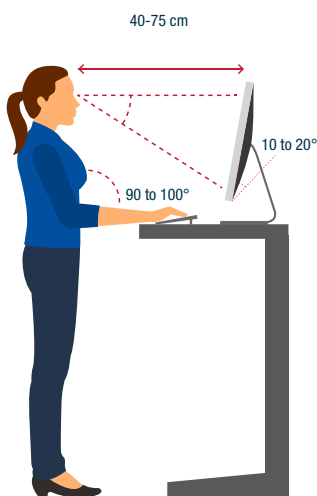
Say they reduce tension in the back, neck and shoulders

## 65%

Feel more focused and productive

Standing up to work **boosts productivity by 10%**

## Good posture

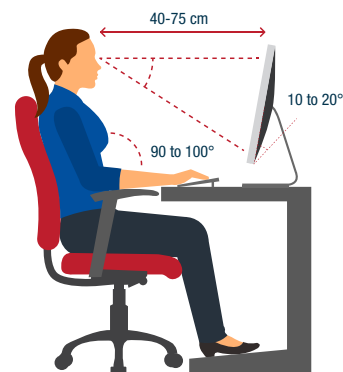


### ADJUST YOUR SCREEN

The top of your screen should be level with your eyes and tilted slightly away from you. The screen should be an arm's length away.

### POSITION YOUR FEET CORRECTLY

Your feet should be firmly on the ground and slightly apart, forming a triangle with your pelvis.



### POSITION YOUR ARMS CORRECTLY

When you rest your hands on the desk, your elbows should form a right angle. Your shoulders should be relaxed, and your forearms should be parallel with the floor. Aim to keep your wrists straight.

### KEEP MOVING!

During every 30-minute interval at your desk:

- Sit down for 20 minutes
- Stand up for 8 minutes
- Move around and stretch for the remaining 2 minutes

**Switch between sitting and standing every 20 minutes**

\* Source: US National Library of Medicine



# Axel 2

NEW

## THE DESK THAT MAKES YOU FEEL GOOD

The AXEL 2 desk boosts employee wellbeing by encouraging users to avoid prolonged sitting and adjust their working position throughout the day. It's an ideal ergonomic solution for private offices, shared workspaces and meeting rooms alike.







Available in electric or manual crank version, Axel 2 provides a complete range of desks and meeting tables designed to adapt to every situation and encourage movement throughout the workday.





## Multi-purpose & ergonomic

### Powerful electric drive

1 motor in each leg upright

.....

### Customisable

Multiple cable management solutions  
Optional desktop screens available

.....



### Optimised

Telescopic chassis for  
worktops from 120 to 180 cm

.....

### Secure

Built-in Anti Collision technology  
(for the electric version)

.....

### For any setting

A wide range of desks and tables to suit  
private offices, shared workspaces  
and meeting rooms

.....

## Options



### Mobile

Discreet castor with brakes  
diameter 40mm (for all types  
of flooring) Levelling stabilisers  
on the static version



### Desktop screens

Acoustic or non-acoustic



# Choice of adjustment mechanism



### Manual crank

Height adjustable from 71.5 cm to 115.5 cm

- Allows for precise adjustments with no need for cables
- Adjusts in increments of 1 cm
- Easy to use
- Crank retracts below the worktop when not in use
- Only for individual and shared-structure desks



### Electric drive

Height adjustable from 65cm to 130cm

#### Intuitive control box that is ideal for Flexi Offices:

- Hi Resolution LCD screen with a drop down menu to access the various settings
- Memory function: Up to 4 users have the option to choose 2 positions each, either sitting or standing
- Alarm for scheduling reminders to stand
- Other adjustment options



Direct access to a USB charging port (A & C)



Height adjustable from 85cm to 130cm

#### Simple control box for meeing tables

- 4 position memory function



## Options



### Easy electrification

Integrated chute allowing storage of socket boxes (shared structure version). Optional cable mounting



### Vertical cable management

Extendable slinky or magnetic housing



## Configure Axel 2



### Individual desk

Whether crank-operated or electric, AXEL 2 encourages users to adjust their working position, reducing the health risks associated with prolonged sitting.



### Desk with return

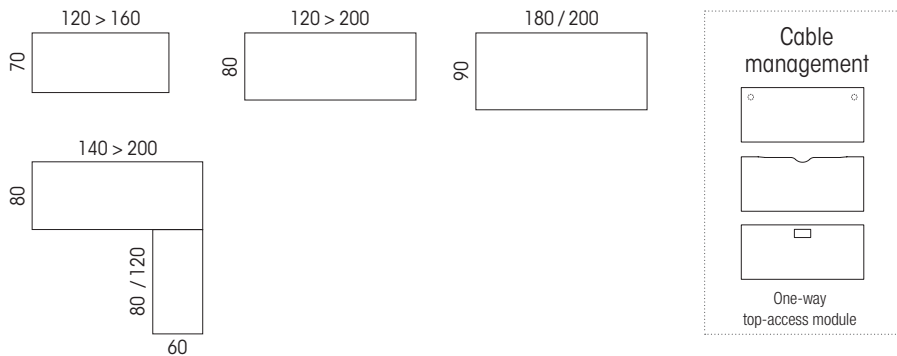
For an optimized work surface, Axel 2 desks offer a principal work area and a matching secondary area



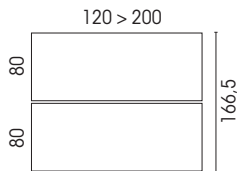


# Overview

## Individual desks




## Shared-structure desks



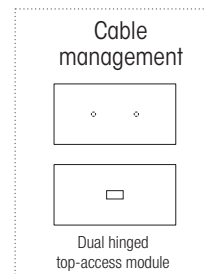
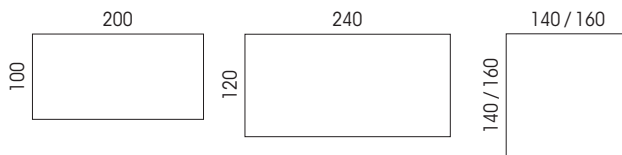
## Desktop screens

For shared-structure desks



See p. 116 for desktop screens for individual desks


## Meeting tables



## Shade card

### Melamine

Worktops (thk 25 mm)



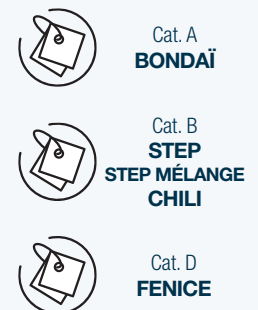
### Metal

Legs



### Fabric

Screens



PRICE LIST P. 29

Details & availability

VIEW ALL RESOURCES ONLINE



## Shared-structure desk

A two-person desk for open-plan environments. This setup facilitates communication while allowing each user to personalise their workspace and adjust their desk to the correct height.

## Meeting table

Who says meetings have to be done sitting down? Choose from several sizes and shapes to create a dynamic setting for meetings.



# Lutz 2

NEW

## THE AFFORDABLE SIT-STAND DESK

An individual electric sit-stand desk with an affordable price tag, making it easier than ever to change positions and avoid sitting for long periods.



Antibacterial  
surface







The desk has a handy control panel with a memory function and a built-in USB-A/C charger. There is also an alarm function so the user can schedule reminders to change position.





## Overview

## Adjustment

### Thk 19 mm

120 > 160



### Thk 25 mm

120 > 180



### Cable management



Thk 19 mm



Thk 25 mm



### Electric drive

- Height-adjustable from 71.5 to 117.5 cm
- Control unit with digital display panel
- 3-position memory function
- Built-in USB charger (A & C)
- Alarm for scheduling reminders
- Other adjustment options



# Affordable & ergonomic




**Choice of worktop**  
Thk 19 mm or 25 mm

**Optimised**  
Single height-adjustable structure for worktops of width 120 to 180 cm












**Cable management options**  
Cable ports, scalloped edge or top-access module

**Safe**   
Built-in anti-collision system

**Stylish**   
Rounded base with stabiliser feet




## Shade card

**Melamine**  
Worktops (thk 19 mm\* or 25 mm)

-  **MG**
-  **N5**
-  **MA**
-  **R2**
-  **RI**
-  **R3**
-  **N6**
-  **M9**
-  **MK**  
Black velvet melamine

\*The 19 mm worktops are only available in finishes RI and MG

**Metal**  
Base/legs

-  **SO**
-  **Z4**
-  **SG**

**PRICE LIST P. 34**  
Details & availability

**VIEW ALL RESOURCES ONLINE**



## Options



**Discreet castors**  
With brakes, dia. 40 mm (suitable for all floor types)



**Extendable vertical cable channel**  
To attach to the worktop



**Magnetic cable housing**  
To be installed on the leg



# Robin

## SOFT, NATURAL LINES

The ROBIN desk range is instantly recognisable thanks to its elegant wooden legs and Scandi-inspired design. Its soft, curved lines will bring warmth and tranquillity to any workspace.

Made  
in France





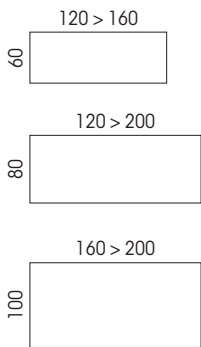


Comprehensive range suitable for executive offices, open-plan workspaces and meeting rooms.

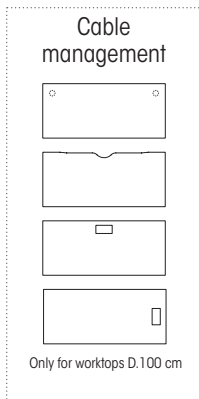
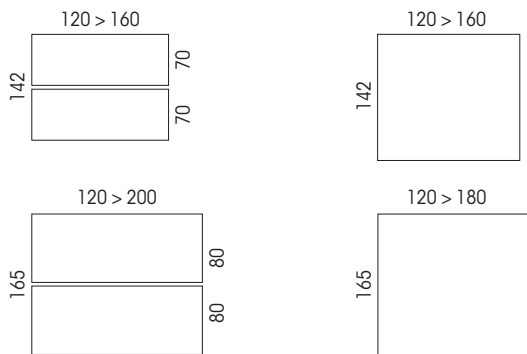


## Overview

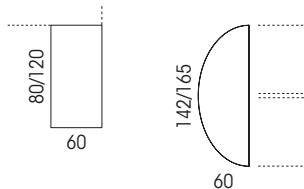
### Individual desks



### Shared-structure desks



### Extension



The ROBIN range also includes an Executive desk p. 78 and Meeting tables p. 174



# Stylish & natural



**Shared-structure desks**  
D. 142 or 165 cm  
Single worktop or split worktop



**Individual desks**  
D. 60 to 100 cm



.....

**Contemporary look**  
Wooden bridge legs, to bring a touch of warmth to a workspace

.....

**Cable management**  
Cable ports, scalloped edge, or top-access module

.....

**Easy assembly**  
Legs and crossbeam delivered pre-assembled

## Shade card

**Melamine**  
Worktops (thk 25 mm)



**Metal**  
Legs



**Wood**  
Legs



## Zoom



**Sloping solid beech leg**



## Option



**Modesty panel**  
Available in fabric, melamine and metal

**PRICE P.35**  
Details and availability

**VIEW ALL RESOURCES ONLINE**







# Conect

## THE PERFECT DESK FOR SHARED WORKSPACES

The CONECT desks feature elegant bridge or loop legs and a worktop that sits slightly above the desk frame, creating a clean aesthetic and a sense of lightness.

Made  
in France





The one-piece construction makes this the perfect desk for shared workspaces, and the starter/add-on system allows any number of CONECT desks to be joined together as required.





## 2 types of leg design



### Bridge legs

Fixed-height: H. 73.5 cm  
Height-adjustable:  
H. 62 to 86 cm



### Loop legs

Fixed height:  
H. 73.5 cm





## Timeless & versatile

### Individual desks

D. 60 to 80 cm



### Shared-structure desks

D. 142 or 165 cm

Single worktop or split worktop



---

#### Timeless design

One-piece bridge or loop legs with rectangular section (60 x 30 mm)

---

#### Clean lines

Raised worktop to create a light, airy feel

---

#### Cable management

Cable ports, scalloped edge, or top-access module





## Configure CONECT



### Configuration ideas



#### Work

Maximise the work surface by placing a structural pedestal below the return



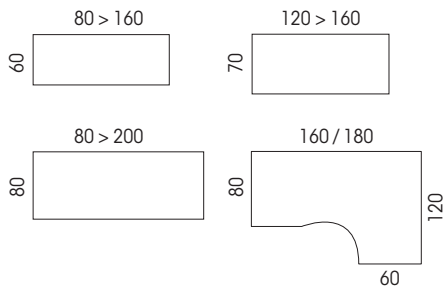
#### Store

Add an easy-reach storage unit to get more work surface and extra storage



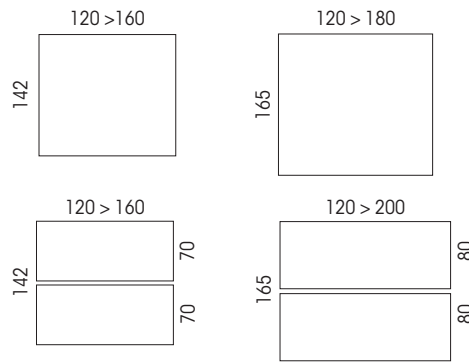
# Overview

## Individual desks

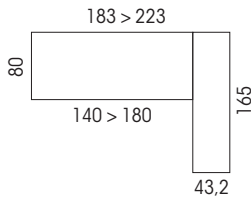


## Shared-structure desks

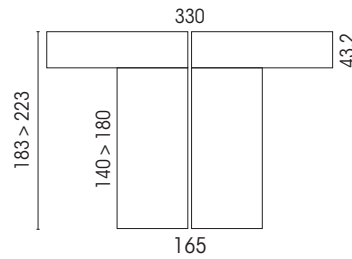
- sliding worktop version also available



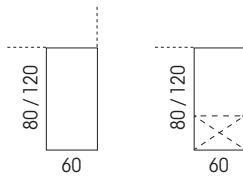
## Individual desks with storage units



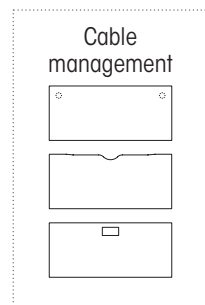
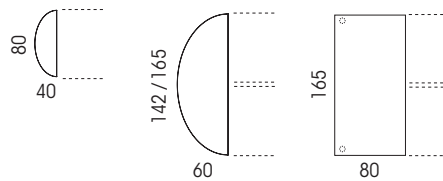
## Shared-structure desks with storage units



## Returns




## Extension units



## Shade card


### Melamine

Worktops (thk 25 mm)



### Metal

Legs



## Meet

Choose a shared-structure desk with a single worktop so you can use it as a meeting table too

PRICE P.38

Details and availability

VIEW ALL RESOURCES ONLINE







# Arial

## THE DESK FOR AGILE WORKSPACES

The classic shapes of the ARIAL desks and the large range of options available makes them a great fit for workspaces, meeting rooms and training areas alike.



Only for desks with 25 mm worktops, with height-adjustable or fixed-height legs without castors

Antibacterial surface





The castor-mounted versions provide even more flexibility, allowing users to quickly re-organise a room for different activities.



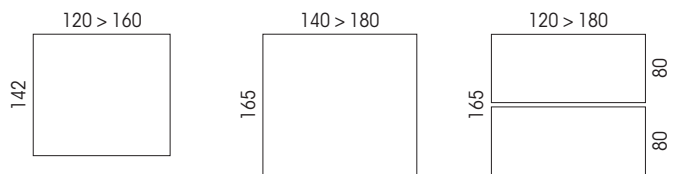
## Overview

### Individual desks

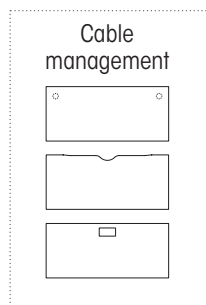
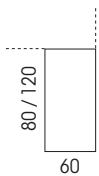


**d** Castor-mounted version available H. 73.5 cm

### Shared-structure desks



### Returns



• The 19 mm worktops are only available for desks of D. 80 or 165 cm and do not have openings or cut-outs for cable management.

The ARIAL range also includes meeting tables p. 168





# Simple & agile

## Individual desks

D. 80 or 90 cm



## Shared-structure desks

D. 142 or 165 cm

Single worktop or split worktop



### Minimalist design

Classic shapes that look great in any workspace

### Versatile


Multiple versions to suit any workspace, meeting room or training area (p. 168)

### Cable management

Cable ports, scalloped edge, or top-access module



## 2 types of leg design



### Bridge legs

For individual and shared-structure desks

Fixed height: H. 73.5 cm

Height-adjustable: H. 62 to 86 cm (to be decided upon installation)



### Mobile bridge legs

For individual desk only

Fixed height 73.5 cm

(Black castors with brakes)

## Shade card

### Melamine

Worktops (thk 19 mm\* or 25 mm)



MG



N5



MA



R2




RI



R3



N6



M9



MK

Black velvet melamine

\* The 19 mm worktops are only available in finishes RI and MG

### Metal

Legs



SO



SA



SC



SG

PRICE P.42

Details and availability

VIEW ALL RESOURCES ONLINE





# Idol



CAMILLE lockers, p. 136  
LEON office chairs, p. 218

## OPTIMISED CABLE MANAGEMENT

The legs of the IDOL desks have been carefully designed to give the user as much space as possible below the worktop. The optional clip-on cable housing adds a decorative touch while also concealing any cables that are routed along the legs.





# Timeless & versatile



### Two types of leg design

I-shaped or L-shaped to create more space under the worktop

### Multiple worktops

Standard worktops plus asymmetrical and symmetrical compact worktops, giving lots of layout possibilities

### Horizontal cable management

Worktops with pre-drilled openings for cable ports (cable ports to be ordered separately)

## [ ] 2 types of leg design

## [ ] Options



### I-shaped

Fixed height: H. 73.5 cm  
Cable housing available as an option  
Height-adjustable:  
H. 62 to 86 cm  
Cable housing included



### L-shaped

Fixed height: H. 73.5 cm  
Cable housing available as an option




### Decorative cable housing

Clips onto desk legs to conceal cables



### Modesty panel

Structural panel on desks with L-shaped legs; optional panel available for desks with I-shaped legs







## Configure IDOL



### Maximise work surface

.....

Desk with return and structural pedestal for extra storage space and a larger work surface



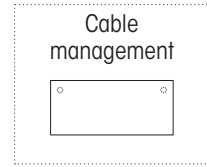
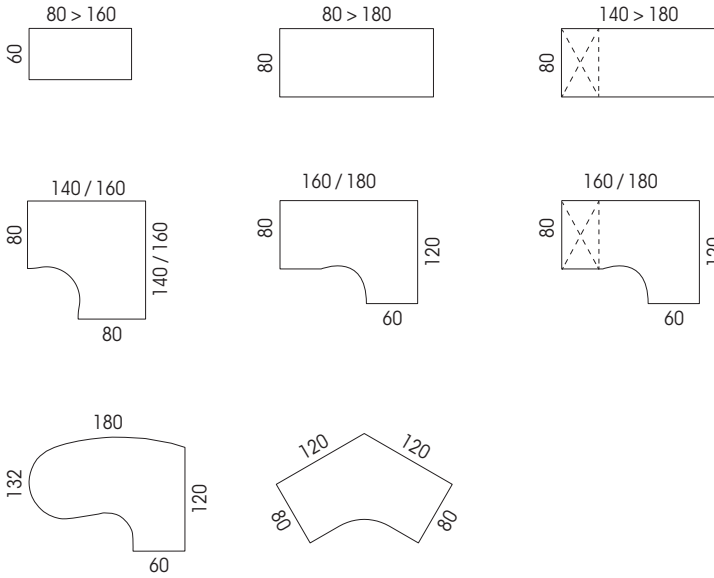
.....

Desk with L-shaped legs (structural modesty panel included)

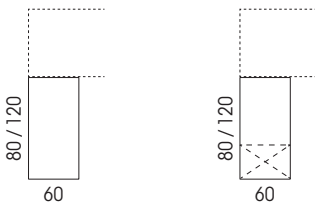


# Overview

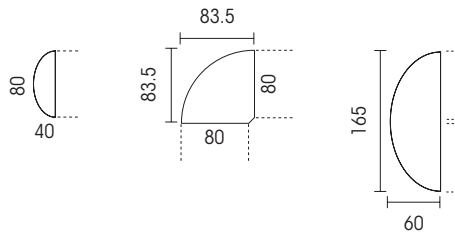
## Individual desks



## Returns










## Extension units






## Shade card

### Melamine Worktops (thk 25 mm)

-  **MG**
-  **N5**
-  **MA**
-  **R2**
-  **R1**
-  **R3**
-  **N6**

### Metal Legs, cable housings

-  **SO**
-  **SA**
-  **SC**



## Mix and match shapes

A cluster of three desks for a practical, welcoming workspace

**PRICE P.44**  
Details and availability

**VIEW ALL RESOURCES  
ONLINE**

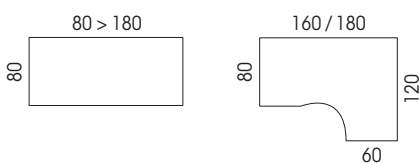




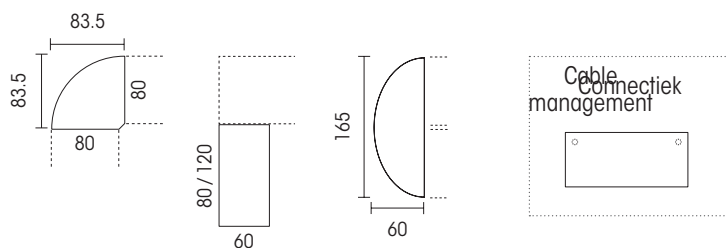
# Forstyl

## Overview

### Individual desks



### Extensions units



Made  
in France







## Decorative & affordable



### Shade card

#### Melamine

Worktops, panel legs, L-shaped legs (thk 25 mm) and modesty panel



MG



R2



R1

#### Metal

L-shaped leg



SA

#### Matching finish

Structural modesty panel in a matching finish to the worktop

#### Horizontal cable management

Worktop with pre-drilled openings for cable ports (cable ports to be ordered separately)

#### Easy cable management

Pre-drilled hole in each side of the modesty panel

### [ ] 2 types of leg design



**Panel legs**  
H. 73.5 cm



**L-shaped legs**  
H. 73.5 cm

**PRICE P.47**

Details and availability

**VIEW ALL RESOURCES ONLINE**





# Solange

## PRIVACY FOR ALL

The SOLANGE desktop screens and free-standing screens elegantly break up larger workspaces to reduce noise and promote concentration.

Made  
in France






Thanks to the clever tool-free linking system, multiple screens can be connected together, so workspaces can be re-arranged as required.





## Clever & soundproof



### Versatile

Different models for different uses frontal or lateral, movable or desk-mounted

### Practical

Accessories can easily be repositioned

### Soundproof\*

Absorbs approximately 50% of ambient noise

### Recycled and durable

Recycled cotton core for 40 and 50 cm high screen panels.  
Honeycomb cardboard core made from 100% recycled fibres covered with eco-friendly polyester fibre foam for 70 cm high screen panels and soundproof partitions.

Compatible with worktops of thickness 19 to 30 mm



## Zooms



### ◀ Screw-on knobs

Functional and aesthetically pleasing



### ◀ Movable version

The screen can be moved and turned whenever necessary



## Easy & tool-free assembly



**Rounded corners**  
For a contemporary look

**Convenient**  
A single connection kit needed to link together 2, 3 or 4 screens, without tools

**Static or mobile**  
Castors suitable for all floor types

**Varied finishes**  
Acoustic or non-acoustic

### Options



**◀ Connection kit**  
To link free-standing screens or desktop screens together



**◀ Whiteboard**  
Attaches to a free-standing screen and includes a built-in pen tray





▲  
**CLAUDINE** acoustic  
 cupboard (Exclu Web)  
**CONNECT** desks, p.100

## Configure **SOLANGE**



### Free up work surfaces

Each employee can choose their own accessories



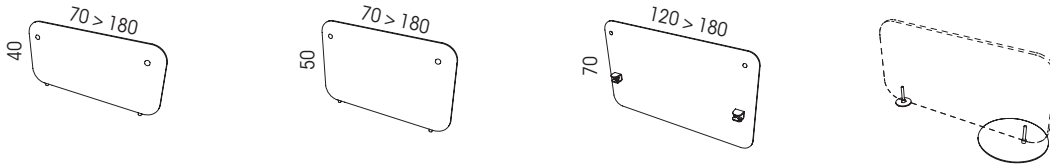
The desktop screen in H. 70 cm functions simultaneously as a modesty panel



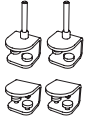


# Overview

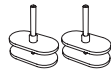
## Desktop screens



## Fixing clamps - Compatible with worktops of thickness 19 to 30 mm



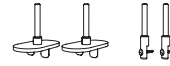
For frontal attachment on individual desks



For frontal attachment on individual desks in face-to-face or bench configuration

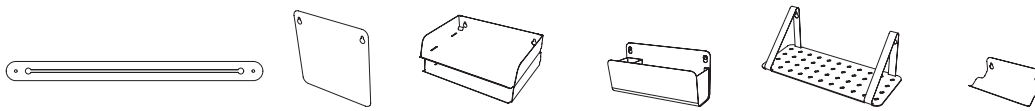


Bolt-through attachment for single-worktop shared-structure

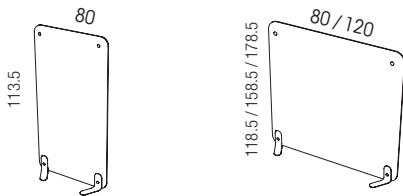


Lateral attachment between desks or at desk ends

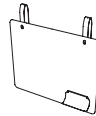
## Rails and accessories



## Free-standing screens



## Accessories



Whiteboard with pen tray and metal clamps

## Connector kit (for desktop screens and free-standing screens)



## Shade card

### Fabric

Desktop screens (thk 42 mm), free-standing screens (thk 47 mm)



Cat. A BONDĀĪ



Cat. B STEP MÉLANGE CHILI



Cat. D FENICE

### Metal

Clamps, feet, rails, accessories



SO



SA



SC



SG

Feet for free-standing screens: fixed (single screens or multiple screens) or on castors



## Break up large spaces

Re-arrange the screens as often as necessary

PRICE P.49

Details and availability

VIEW ALL RESOURCES ONLINE





## Shade card

### Melamine

Desktop screens  
(thk 19 mm), free-standing  
screens (thk 25 mm)



MG



N5



MA



R2



RI



R3



N6



M9



N9

### Fabric

Desktop screens and  
free-standing screens  
(thk 25 mm)



Cat. A  
**BONDĀI**



Cat. B  
**STEP  
STEP MÉLANGE  
CHILI**



Cat. D  
**FENICE**

### Metal

Clamps, feet, rails and  
accessories



SO



SA



SC



SG

### PRICE P.52

Details and availability

[VIEW ALL RESOURCES  
ONLINE](#)



# Twins


**+** The ideal solution on a budget

### Multiple sizes

Desktop screens H. 40 cm (W. 80 to 200 cm)  
Free-standing screens H. 160 x W. 80 cm

### Choice of material

Melamine or fabric



### Recycled

Panels made from production rejects  
and offcuts (fabric-covered versions  
only)

### Practical

Rail-mounted accessories (letter  
tray, pencil cup)

\* Clamps differ depending on layout (for worktops of thickness 19 to 30 mm)

\* Fixed-height stabiliser feet for free-standing screens

Made  
in France



Antibacterial  
surface



# Lucien


**+ Strong & soundproof**

## Strong

Aluminium frame with built-in rail  
H. 40 cm (W. 80 to 180 cm)

## Flat-screen monitor arm

Attaches to rail (p. 274)



## Convenient

The accessories can easily be repositioned on the rail (letter trays and pencil cups)

## Soundproof

Absorbs approximately 80% of ambient noise

## Shade card

### Fabric

Desktop screens  
(thk 42 mm)



Cat. A  
**BONDAÏ**



Cat. B  
**STEP  
STEP MÉLANGE  
CHILI**



Cat. D  
**FENICE**

### Metal

Frame, clamps and accessories



**SO**



**SA**



**SC**

**PRICE P.53**

Details and availability

**VIEW ALL RESOURCES  
ONLINE**



\* Clamps differ depending on layout (for worktops of thickness 19 to 30 mm)

\* Fixed-height stabiliser feet for free-standing screens







# Storage



**James**

EASY-REACH STORAGE UNITS

Page 126 ›

.....



**Gustave**

EASY-REACH STORAGE UNITS

Page 128 ›

.....



**Melina pedestals**

EASY-REACH STORAGE UNITS

Page 130 ›

.....



**Economy melamine pedestals**

EASY-REACH STORAGE UNITS

Page 133 ›

.....



**Open storage box**

EASY-REACH STORAGE UNITS

Page 133 ›

.....



**Metal pedestals**

EASY-REACH STORAGE UNITS

Page 134 ›

.....



**Camille**

OFFICE STORAGE

Page 136 ›

.....



**Armand**

OFFICE STORAGE

EASY-REACH STORAGE UNITS

Page 140 ›

.....



**Ariv**

OFFICE STORAGE

Page 144 ›

.....



**Filing cabinets**

OFFICE STORAGE

Page 149 ›

.....



**Navert**

OFFICE STORAGE

Page 146 ›

.....



**Shelving**

OFFICE STORAGE

Page 150 ›

.....



**Self-assembly cupboards**

OFFICE STORAGE

Page 148 ›

.....



**Lockers**

OFFICE STORAGE

Page 152 ›

.....



# James

CONNECT desks, p.100 - SOLANGE acoustic screens, p. 116  
Decorative plants, p. 268 - Desk lamps, p. 267

## [ ] 2 types of support leg



### ◀ Sloping leg

Solid wood  
(ROBIN)

### ◀ Straight leg

Metal (CONNECT  
and ARIAL)

## [ ] Option



### ◀ Letter tray

To hang on the  
back of the storage  
compartment door

Made  
in France







# Stylish & convenient



### Direct access

Open metal or wireframe cubes

### Secure storage

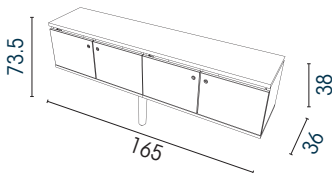
2-compartment unit with lockable doors for personal items

### Mail slot

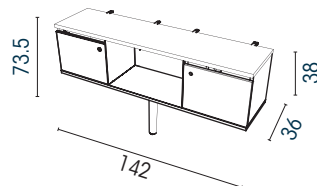
Door with mail slot and optional letter tray

## Overview

For bench desks  
D. 165 cm\*



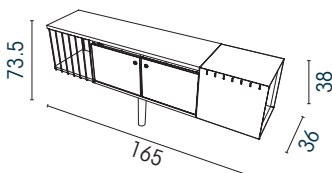
For bench desks  
D. 142 cm\*



Metal organiser rack with 4 dividers  
(only for bench desks of depth 142 cm)



Letter tray



## Shade card

**Melamine**  
Shell, top, front



MG

N5




MA

R2



RI

R3



N6

M9



MK/N9\*

\* MK/N9: Top in Black velvet (MK), shell/front in Black (N9)

### Metal

Cubes, support leg (ARIAL, CONECT), optional extras



SO

SA



SC

SG

### Metal/wood

Support leg (ROBIN)



SOMS

SGMS

PRICE P.56

Details and availability

VIEW ALL RESOURCES  
ONLINE



\* Compatible with ARIAL, CONECT and ROBIN bench desks



# Gustave

## Silent

Fitted with silent action runners

## Optimum grip

Large aluminium handle

## Reversible

Can open to left or right side

## Cable management kit

Option

Made  
in France















# Organised & clever



## Shade card

**Melamine**  
Shell, top, front panel

-  **MG**
-  **N5**
-  **MA**
-  **R2**
-  **R1**
-  **R3**
-  **N6**
-  **M9**
-  **N9\***
-  **MK/N9\***

\* MK/N9: Top in Black velvet (MK), shell/ front in Black (N9) (only for pedestals of height 73.5 cm)  
 \* N9: Only for pedestals of height 113.5 cm

## Accessories



Hanging storage tray for small items



Pen tray



Shelf



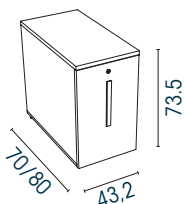
Magnetic whiteboard

Rail-mounted accessories (optional)  
More options: back-to-back pedestal fillets, suspension file accessories.

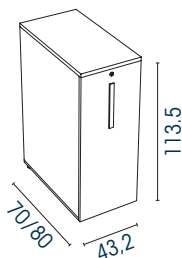
## Overview

### Individual tower pedestals

Low tower pedestal

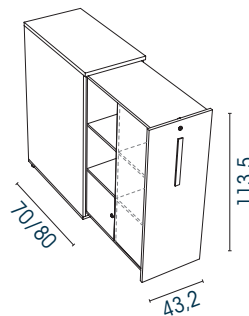


High tower pedestal



### Shared tower pedestals

Double-sided access with secure storage space on each side



**PRICE P.57**  
Details and availability

**VIEW ALL RESOURCES ONLINE**







# Melina

## EVERYTHING YOU NEED WITHIN EASY REACH

The mobile MELINA pedestals are designed with practicality in mind. There's even a compact version especially for smaller desks. Whether you choose a return model or an extension, you'll get extra work surface and easy-access, secure storage space.

Made  
in France



Antibacterial  
surface





MELINA pedestals are made from melamine, with a top either in the same finish as the desk, or in a contrasting colour. Choose from three different handles to complete the look.



## Shade card

### Melamine

Shell, top, front panels



MG



N5



MA



R2



RI



R3



N6



M9



N9\*



MK/N9\*

\* MK/N9: Top in Black velvet (MK), shell/front in Black (N9) (only for pedestals of height 73.5 cm)

\* N9: Only for mobile pedestals

### Metal

Handles



SO



SB



SG

PRICE P.57

Details and availability

VIEW ALL RESOURCES  
ONLINE



## Practical & organised

### Compact design

Smaller footprint  
W. 32 cm



### Mobile

W. 42 cm  
4 castors  
(2 with brakes)



### Desk height

Return mounted on  
pedestal D. 60 cm,  
or extension



### Accessible

Full-extraction SF\*  
drawer

### Organised

Built-in pen tray


### Silent

Fitted with silent  
action runners

### Stable and safe

Selective drawer  
opening, additional 5th  
anti-tipping castor

## Zoom



### Handles

Made from metal,  
in a choice of  
3 colours

## Option



### Cushion pad

With velcro  
attachment,  
30 mm thick

\* Suspension file





# ECONOMY MELAMINE PEDESTALS



W. 43.6 x H. 59.1 x D. 56 cm  
1 box drawer + 1 SF\* drawer  
or 3 box drawers

Mobile pedestals  
(top 19 mm thick)  
Desk-height pedestals  
(top 25 mm thick)

Selective drawer opening  
mechanism

Anti-tipping SF\* drawer

Built-in pen tray

Castors (dia. 40 mm) or stabiliser  
feet, depending on model



W. 43.2 x H. 73.5  
x D. 60 / 80 cm  
2 box drawers +  
1 SF\* drawer

## Shade card

**Melamine**  
Shell, top, front panels



MG



MA



RI

**Metal**  
Handles



SB



SG

**PRICE P.59**

Details and availability

**VIEW ALL RESOURCES  
ONLINE**



# OPEN STORAGE BOX



Compatible with all pedestals  
(tower/standard)

Easy-access storage

Mounted on pedestal tops  
D. 80 x W. 43.2 x H. 40 cm

**Melamine**  
Shell



MG



N5



MA



R2




RI



R3



N6



M9





CONNECT desks, p.100 - TWINS desktop screens, p. 122  
OSCAR office chairs, p. 220

# Metal pedestals

## ACCESSIBLE, CONVENIENT AND SECURE

Our metal pedestals are available as mobile units or desk-height pedestals, providing extra work surface and accessible, convenient and secure storage. The straight, clean lines create a contemporary look that will suit any modern workspace. The metal structure makes the pedestals very sturdy and allows for elegant finishes: concealed castors, recessed handles, decorative tops.





# Functional & sturdy

### Compact design

Smaller footprint  
W. 32 cm



### Desk height

Return mounted  
on pedestal D. 60 cm  
or extension D. 80 cm



### Mobile

with concealed  
castors



### Accessible

Front panels with  
lateral grip handles  
Full-extraction SF\*  
drawer

### Organised

Built-in pen tray  
Optional accessories  
available

### Silent

Fitted with silent  
action runners

### Stable and safe

Selective drawer  
opening, 5th anti-tipping  
castor

## Shade card

### Metal

Shell, top, front



SO



SB



SC



SG

### Melamine

Shell, top



MG



N5



MA



R2



RI



R3



N6



M9



N9\*



MK\*

\* Black velvet (MK):  
Only for top of  
pedestals of height  
73.5 cm  
N9: Only for top  
of mobile pedestals

### PRICE P.57

Details and availability


VIEW ALL RESOURCES  
ONLINE



## Options



Magnetic bin



Set of 3 dividers  
Vertical or angled



Cushion pad 25 mm  
thick (secure to metal  
top using magnets)

\*Suspension files





# Camille

## FLEXIBLE, PERSONAL STORAGE LOCKERS

CAMILLE makes life easier for your visitors and employees, providing a secure space where they can lock up personal items.





CAMILLE lockers can be fitted with either single or double doors, with or without mail slots. They are big enough to fit a bike or motorcycle helmet, or even a piece of hand luggage. The doors are available in melamine or metal, with a choice of lock (key or combination lock).



## Secure & customisable



### Choice of material

Metal or melamine doors

### Choice of door

- Single door (fits a motorcycle helmet)
- Double door (fits a small piece of hand luggage)

### Silent

Doors fitted with dampers

### Ventilated

Perforations in the rear for airflow

## [ ] 2 types of lock



### Key

For melamine doors



### Combination lock

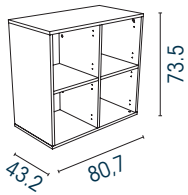
For metal or melamine doors



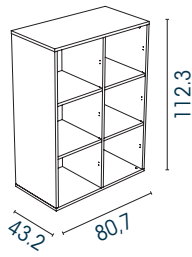


# Overview

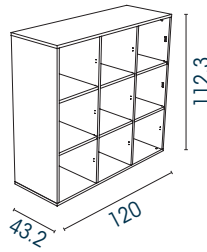
## Structure (delivered fully assembled)



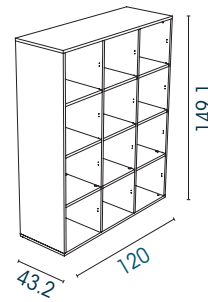
4 compartments



6 compartments



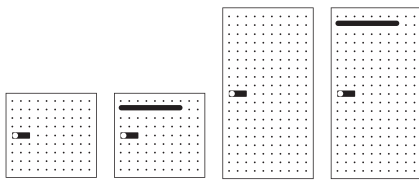
9 compartments



12 compartments

## Doors (with or without mail slot)

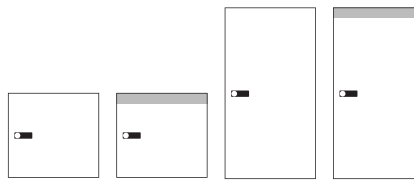
Metal (combination lock)



Single doors

Double doors

Melamine (key or combination lock)



Single doors

Double doors

Single door for 1 compartment - Dimensions: W. 37.4 x H. 34.9 x D. 39 cm  
Double door for 2 compartments - Dimensions: W. 37.4 x H. 71.5 x D. 39 cm

## Shade card

**Melamine**  
Shell, doors



MG

N5




MA

R2



RI

R3



N6

M9



N9

**Metal**  
Doors, base,  
letter tray



SO



SA



SC



SG

## Options



**4 square ABS feet**  
Height 5 cm



**Metal base with feet**  
Height 20 cm



**Letter tray with name holder**  
To hang on the back of a melamine door

**PRICE P.62**

Details and availability

**VIEW ALL RESOURCES ONLINE**





# Armand

## STORAGE CUPBOARDS FOR ANY OFFICE SPACE

The extensive range of wood finishes and options in the ARMAND range make these ideal storage cupboards for any office.

Made  
in France





The range includes cupboards, bookcases and a wardrobe, with a choice of swing doors or sliding doors, and three different handle types.





## Functional & varied



### Multiple options

- Sliding doors or swing doors
- Glass or melamine doors
- With or without doors

### Silent

Doors fitted with dampers

### Secure

Melamine doors with key-operated lock

### Stabiliser feet

Adjustable from inside the unit


## Zooms



**Grey rail**  
For sliding doors



**Silent hinges**  
With soft-closing mechanism



**Metal handles**  
For swing doors  
(choice of 3 colours)



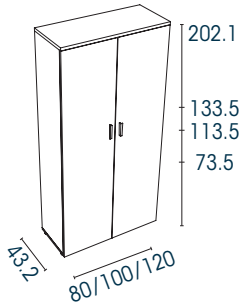
**Metal lateral grip handles**  
On sliding doors  
(choice of 3 colours)



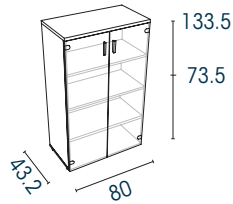
# Shade card

## Overview

### Cupboards with swing doors



2 melamine doors

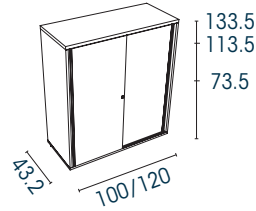


2 glass doors



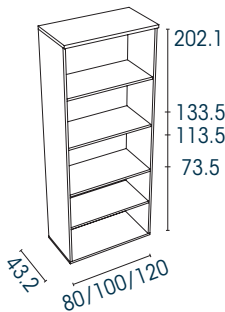
4 melamine or glass doors  
2 melamine doors + 2 glass doors

### Cupboards with sliding doors

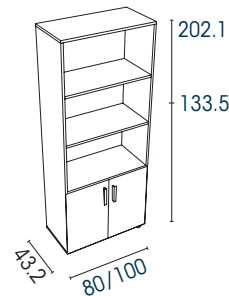


2 melamine doors

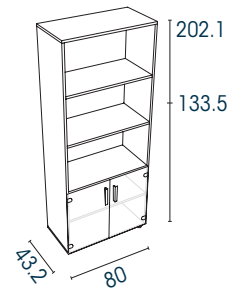
### Bookcases



Open

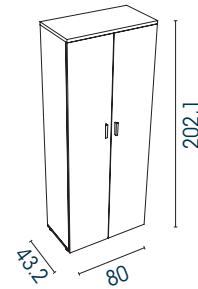


2 melamine doors



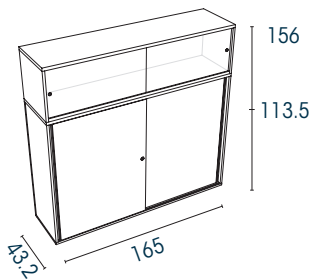
2 glass doors

### Wardrobe unit



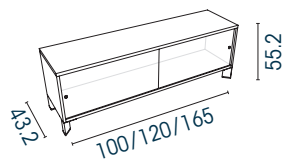
2 melamine doors  
(2/3 hanging space,  
1/3 shelving)

### Room divider unit



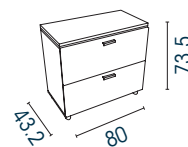
2 sliding melamine doors

### Low storage unit



2 sliding Altuglas® doors


### Drawer credenza



2 SF\* drawers

### Melamine

Shell, top, front panels



\* Black velvet (MK): Only for tops of cupboards and bookcases of height 73.5 cm. Shells and doors in Black N9.

### Metal Handles



### Glass Doors



### Altuglas® Doors



Option: decorative top, melamine or metal shelves  
\* Suspension files

PRICE P.62

Details and availability

VIEW ALL RESOURCES ONLINE





# Ariv

**+ Sleek & aesthetic**



**Magnetic closure**



**Fire-resistant**  
M1 fire-resistant  
PVC tambour doors

## Elegant finishes

Terminal slat in same colour  
as shell

## Files are easy to view and access

Fully retractable tambour  
doors

## Space for up to 5 lever-arch shelves

Built-in shelf for suspension  
files in upper section  
(except H. 72.1 cm and counter-top  
cupboard)

## Zooms



**The stabiliser feet can be adjusted  
from inside the unit**



**Easy opening**  
Recessed rectangular handles







## Accessories



### For filing

- Shelving for standard folders or suspension files (metal shelf with rail system)
- Vertical dividers (H. 19 cm) to optimise use of shelving space
- 16-compartment sorting unit for A4 documents, W. 104 x D. 33 x H. 32 cm (top place on a shelf of width 120 cm)
- Telescopic cradle for easy access to suspension files (with selective opening system)
- Cross-partitions and overflow hoops for forward-facing suspension files (not compatible with cupboard size W. 80 x H. 72.1 cm)

### For viewing files

Telescopic reference shelf mounted on full-extraction runners

### Easy installation

Units come with markers for positioning the shelves and telescopic cradles (20 mm intervals)

## Shade card

### Metal Shell



SO

SD



SB

SC



SG

### PVC Tambour doors

Tambour doors



SO

SG



SC

SD



SB

MA



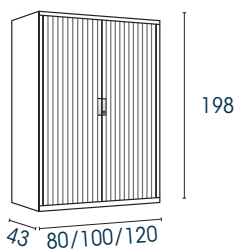
RI

Single- or two-tone:  
see price list

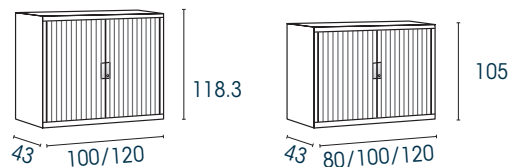
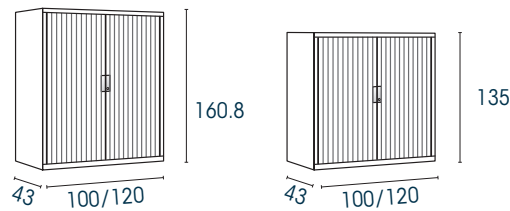
Melamine top (25 mm thick)  
in matching finish to desk  
worktop

## Overview

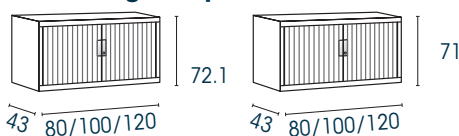
### High cupboards



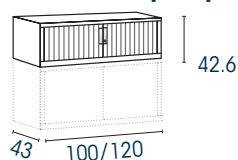
### Intermediate cupboards



### Desk-height cupboards



### Counter-top cupboards



**PRICE P.66**

Details and availability

**VIEW ALL RESOURCES  
ONLINE**





# Navert

**+ Reliable & robust**



**Fire-resistant**  
M1 fire-resistant PVC  
tambour doors



**Elegant finishes**  
Terminal slat in same colour  
as shell


**Flat base**  
Easy access to files  
in lower section

**Space for up to 5 lever-arch  
shelves**  
Built-in shelf for suspension  
files in upper section

## Zooms



**The stabiliser feet can be adjusted  
from inside the unit**



**Easy opening**  
Recessed rounded handles

Made  
in France





# Accessories



### For filing

- Shelving for standard folders or suspension files (metal shelf with rail system)
- Vertical dividers (H. 18 cm) to optimise use of shelving space
- Telescopic cradle for easy access to suspension files (with selective opening system)

### For viewing files

Telescopic reference shelf mounted on full-extraction runners

### Easy installation

Units come with markers for positioning the shelves and telescopic cradles (25 mm intervals)

# Shade card

### Metal Shell



### PVC Tambour doors

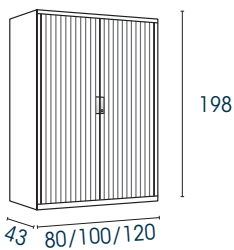


Melamine top (25 mm thick) in matching finish to desk worktop

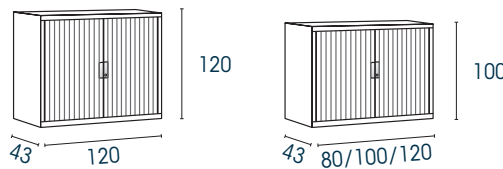
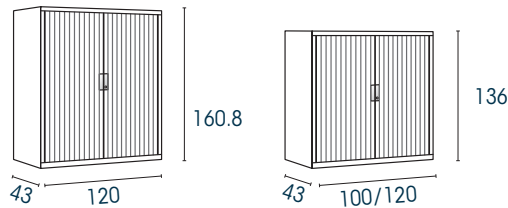
Single- or two-tone: see price list

# Overview

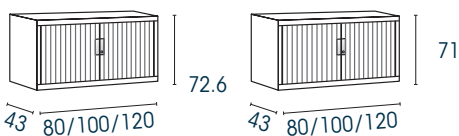
### High cupboards



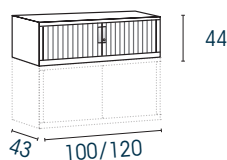
### Intermediate cupboards



### Desk-height cupboards



### Counter-top cupboards



PRICE P.67

Details and availability

VIEW ALL RESOURCES ONLINE







# Self-assembly cupboards

**+** For spaces with restricted access



**Fire-resistant**  
M1 fire-resistant PVC  
tambour doors

**Secure, magnetic closing**  
Terminal slat with a 2-point lock

**Shelving for standard folders  
or suspension files**

**Space for up to 5 lever-arch shelves**  
Suitable for suspension files thanks to a  
rail in the upper section

## Shade card

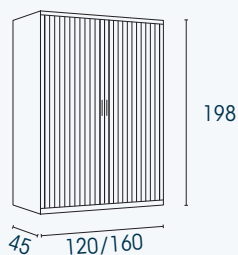
### Metal & PVC



**SDSD**  
Light grey



**SCSC**  
Graphite grey



**PRICE P.68**

Details and availability

**VIEW ALL RESOURCES  
ONLINE**



# Filing cabinets



**Central locking mechanism**  
Master key available on request

**Stable and safe**  
Selective drawer opening mechanism and anti-tipping safety feature

**Ergonomic handles**  
with integrated **label holder**

**Telescopic ball-bearing runners**  
with end-of-run damping


A4-format suspension file drawers

**Option:** grooved base to receive dividers

**3 heights:** 71.1 / 101.6 / 132.4 cm  
(W. 41.3 x D. 62.2 cm)

## Shade card

### Metal



**PRICE P.68**

Details and availability

**VIEW ALL RESOURCES ONLINE**



# Economy filing cabinets



**PVC handles**  
with integrated **label holders**  
(labels not supplied)

**Lock** on every other drawer


**Ball-bearing runners**  
that open to 80% depth

A4-format suspension file drawers

**2 heights:** 67.2 / 128.2 cm  
(W. 41.3 x D. 40 cm)

## Shade card

### Metal



**PRICE P.68**

Details and availability

**VIEW ALL RESOURCES ONLINE**





# Tubular frame shelving

+ Simple & sturdy



## Interlocking parts

For quick, tool-free assembly

## T-shaped uprights

Made from steel (thickness 7 mm)

## Shelf composed of 3 or 4 crossbars

Made from galvanised steel (200 kg max. load per shelf)

## Hardboard shelf tops

Available as an option

## Shade card

### Metal

Painted uprights



SC

### Metal

Galvanised uprights



ZJ

### Starter unit



100/125

250  
225  
200

D: 35/50/70

### Add-on



100/125

250  
225  
200

Made  
in France



PRICE P. 69

Details and availability

**VIEW ALL RESOURCES  
ONLINE**







# Multi-purpose shelving

+ Optimised & easy-access storage



**Stable**  
Cruciform braces  
at the rear

**Solid steel shelves**  
Uprights 35 x 35 mm

**120 kg max.  
load**  
Per shelf

**Shelving for standard folders  
or suspension files**  
Metal shelf with rail system

## Shade card

**Metal**

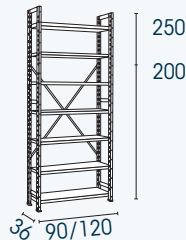


**SC / SD**  
Painted

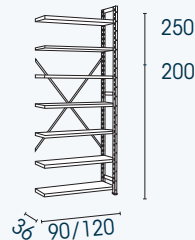


**ZJ / ZJ**  
Galvanised

**Starter unit**



**Add-on**



Made  
in France



**PRICE P. 11**  
Details and availability  
**VIEW ALL RESOURCES  
ONLINE**





## Shade card

### Metal

Shell and doors



**SDSD**  
Grey/grey



**SDSK**  
Grey/blue

### PRICE P.71

Details and availability

[VIEW ALL RESOURCES  
ONLINE](#)



# Industrial lockers



Clean industrial use



Dirty industrial use

### One-piece construction or self-assembly

Lockers include a **shelf-mounted coatrail**

**Recessed label holder**  
(labels not supplied)

### Ventilation

Air vents in upper, lower and rear sections

**Secured using a padlock hasp**  
(padlock not supplied)

### Fitted with a vertical partition

To separate clean from dirty clothes (only on the models for dirty industrial use)

### Metal

Shell and doors



**SDSK**  
Grey/blue



**SDQK**  
Grey/red

### PRICE P.71

Details and availability

[VIEW ALL RESOURCES  
ONLINE](#)



# Multi-compartment lockers



### Self-assembly lockers

Shelf-mounted coat rail

### Air vents

in upper and rear sections

### Theft-proof partitions

between adjacent compartments

**Doors secured by means of a padlock hasp**  
(padlock not supplied)





## [ ] Options



### Sloping tops

H. 13 x D. 50 cm

For one-piece construction or self-assembly lockers



### Standard base with legs

H. 15 x D. 50 cm

For self-assembly lockers



### Bench base with legs

H. 25 x D. 80 cm

For one-piece construction or self-assembly lockers



### Set of 4 feet

H. 15 cm

For one-piece construction lockers

## [ ] Free-standing benches




.....  
**Metal base**

Tubular square metal legs  
(Light grey)

.....  
**Height-adjustable feet**

.....  
**Slatted seat**

Varnished light beech seat  
composed of 3 slats











# Meeting spaces





# Meeting



**Karl**

BOARDROOM

MEETING

Page 160 ›



**Modulo**

BOARDROOM

MEETING

Page 164 ›



**Arial**

BRAINSTORMING

RESTAURANT

MEETING

Page 168 ›



**Robin**

BRAINSTORMING

MEETING

Page 174 ›



**E-meeting**

MEETING

Page 176 ›



**Ping**

MEETING

Page 178 ›



**Martin**

BRAINSTORMING

MEETING

Page 180 ›



**Chatbox**

MEETING

Page 184 ›



**Flip-top tables**

TRAINING

Page 188 ›







**Emi**

- TRAINING
- RESTAURANT
- MEETING

Page 190 ›



**Multi-purpose tables**

- TRAINING
- RESTAURANT
- MEETING

Page 191 ›



**Easy-access tables**

- RESTAURANT
- MEETING

Page 192 ›



**Folding tables**

- TRAINING
- RESTAURANT
- MEETING

Page 193 ›



**Eloïse**

- RESTAURANT
- MEETING

Page 194 ›



**Evasion**

- RESTAURANT
- MEETING

Page 198 ›



**Clara**

- RESTAURANT

Page 201 ›



**Lucie**

- RESTAURANT

Page 202 ›



**Iris**

- RESTAURANT

Page 203 ›





# Karl

## SMART, ELEGANT TABLES FOR SOPHISTICATED MEETING ROOMS

The clean lines, elegant style and fine materials of the KARL range will add a touch of sophistication to any meeting room.

Made  
in France







KARL meeting tables are available with resistant, soft-touch worktops in Forbo linoleum or Black velvet melamine. The tables come in different shapes and sizes, including a model that seats up to 20 people.






## Zooms



### **Cable management**

Cables and wires are routed up to the worktop behind a screw-on cover in matching finish to the leg (worktop with top-access version)



### **Soft-closing dual hinged top-access module**

In a matching finish to the worktop



## Smart & sophisticated

---

### Elegant workspaces

Clean lines and high-quality materials  
(solid oak legs)

---

### Choice of unique soft-touch finishes

Options

- Melamine (MK): highly resistant, velvety finish
- Forbo furniture linoleum: soft, matt finish (see shades on p. 284)

---

### Multiple shapes and sizes

Square and rectangular models  
seating 6 to 20 people

---

### Discreet cable management

Cables routed along the legs, with top-access modules  
in a matching finish to the worktop







## Configure KARL

### Configuration ideas



### Choose chairs to suit your style

.....  
BIP easy chairs for a warm, inviting look



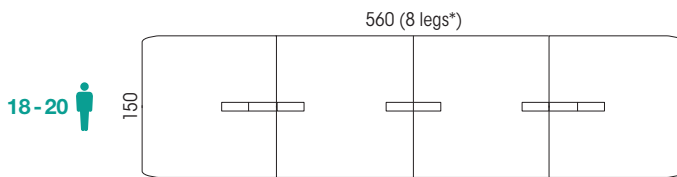
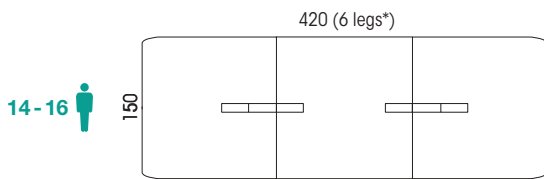
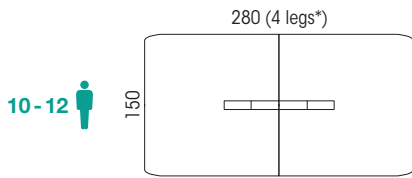
.....  
SCOTT chairs for a contemporary feel



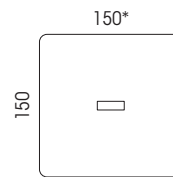
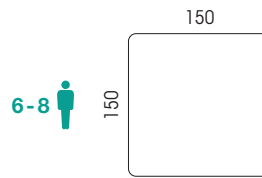


# Overview

## Rectangular tables



## Square tables



The KARL range also includes executive desks p. 60

\* Worktops with top-access:  
Tables W. 150/280/420 cm include 1 leg with cable management  
Table W. 560 cm includes 2 legs with cable management




## Meet & discuss

The square model is ideal for smaller meeting rooms or for creating a discussion space in an office

## Shade card

**Melamine**  
Worktops (thk 25 mm)



**Linoleum**  
Worktops (thk 20.6 mm)



**Wood**  
Legs



**Metal**  
Table structure,  
legs of storage units



**PRICE P. 74**  
Details and availability

**VIEW ALL RESOURCES ONLINE**





# Modulo

## MODULAR MEETING TABLES WITH DIRECT CONNECTIVITY

The MODULO tables can be combined to create open and closed layouts of different sizes, making them ideal for large meeting and conference rooms. Extension kits are available for even greater size flexibility.

Made  
in France



Antibacterial  
surface





The range also includes stylish connectivity solutions to keep the meeting area neat and tidy.



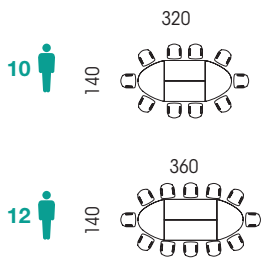




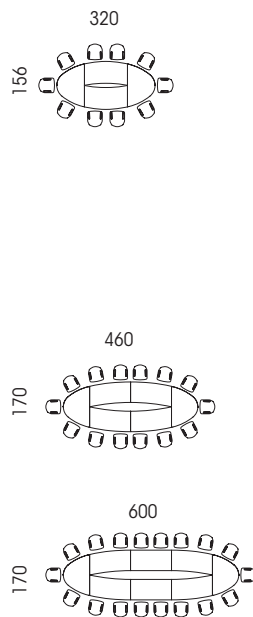
# Configure MODULO

## Overview

### Oval tables



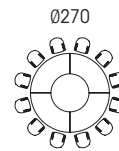
### Elliptical tables



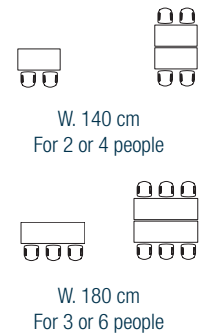
### U-shaped tables



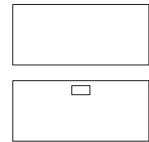
### Round table



### Extension kits



### Cable management



\* If you require a custom layout, please contact your sales representative

## 3 legs options



Panel legs  
(melamine)



Round legs  
(metal)



Square legs  
(metal)





# Choose from our suggested layouts or design your own



## Shade card


**Melamine**  
Worktops (thk 38 mm)  
Legs



Worktops (thk 30 mm)



**Metal**  
Legs



**Choice of worktops**  
Melamine  
(thk 30 or 38 mm)  
4 shapes  
(rectangular, curved,  
elliptical and corner angle)

**Endless layout possibilities**

- Oval, elliptical, round or U-shaped table
- For 10 to 18 people, or create your own custom layout\*

**Connectivity solutions**  
Tables come either plain (for table-top power docks) or pre-drilled for top-access modules with an integrated cable trough

**PRICE P. 75**  
Details and availability

**VIEW ALL RESOURCES ONLINE**





# Arial

## FLEXIBILITY FOR AGILE WORKSPACES

The ARIAL tables are all about versatility, with different heights and depths to suit various meeting/training scenarios. Some models can also be fitted with castors.

Made  
in France



Antibacterial  
surface







The castor-mounted versions provide even more flexibility, allowing users to quickly re-organise a room for different activities.





## 2 legs options



◀ **Bridge legs**  
Height 73.5  
or 104.5 cm



◀ **Mobile bridge legs**  
Height 73.5  
or 104.5 cm



## Simple & agile



**Standard height**  
H. 73.5 cm



**High tables**  
H. 104.5 cm



.....

### Multiple shapes and sizes

Square or rectangular tables seating 2 to 16 people

.....

### Versatile

The narrower tables are perfect for training areas and waiting rooms

.....

### User-friendly & stable

Footrest to increase user comfort, and bracing wires for added stability

.....

### Cable management options

Cable ports for direct connectivity or central dual hinged top-access module





## Configure ARIAL

 Mobile versions for day-long flexibility



### Concentrate

#### Quiet, focused work

Each member of the team has their own quiet workspace. The SOLANGE screens provide privacy so that everyone can concentrate



### Brainstorm

#### Project mode

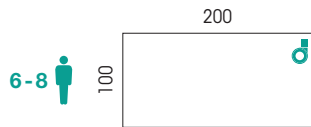
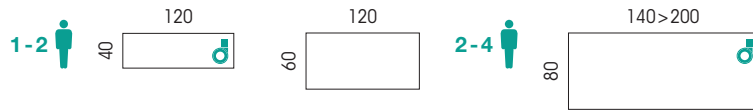
The team quickly rearrange the workspace for a brainstorming session. The MARTIN mobile multimedia unit allows the team to check in with colleagues who are working from home. The castor-mounted SOLANGE screens can be tidied away easily to create more space



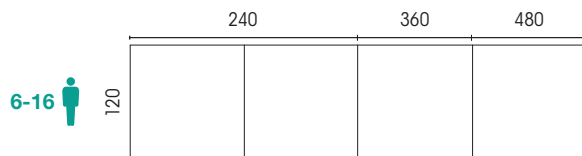
# Overview

## Rectangular tables

Height 73.5 or 104.5 cm



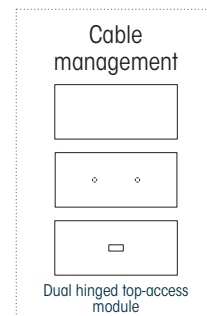
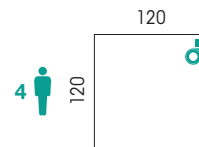
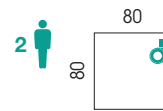
Castor-mounted version available



The ARIAL range also includes desks p. 106

## Square tables

Height 73.5 or 104.5 cm



## Shade card

### Melamine Worktops (thk 25 mm)

- MG
- N5
- MA
- R2
- RI
- R3
- N6
- M9
- MK
- Black velvet melamine

### Metal Legs

- SO
- SA
- SC
- SG



## Relax

### Boost team spirit

After a long day at work, the team can unwind together with a quick game of table tennis. The PING meeting table (p. 178) instantly converts into a table tennis table, perfect for letting off a bit of steam and promoting team-building through friendly competition

PRICE P. 80

Details and availability

VIEW ALL RESOURCES ONLINE





# Robin



ROBIN table, p. 174 - ELIOTT ergonomic draughtsman chairs p. 216 - ARMAND cupboard, p. 140

## SOFT, NATURAL LINES

The ROBIN range is instantly recognisable thanks to its elegant beech legs and Scandi-inspired design. Its soft, curved lines will bring warmth and tranquillity to any workspace. The comprehensive range is suitable for executive offices, open-plan workspaces and meeting rooms.



Made  
in France



Antibacterial  
surface



The ROBIN range also includes desks p. 96





# On trend & functional

**Standard height**  
H. 73.5 cm



**High tables**  
H. 104.5 cm



**Cable management options**

Cable ports for direct connectivity or central dual hinged top-access module

**Comfortable**


Footrest with bracing rods for optimum stability

## Shade card

**Melamine**  
Worktops (thk 25 mm)



RI



**Metal**  
(footrest, brackets)

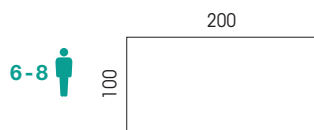
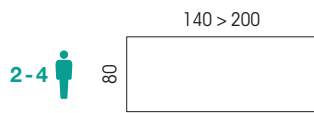


**Wood**  
Legs

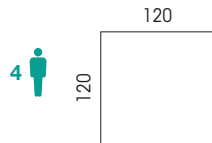
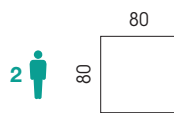


## Overview

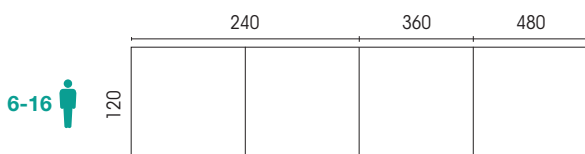
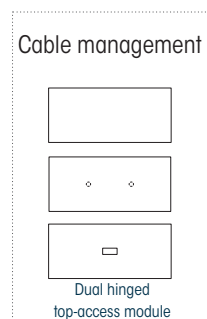
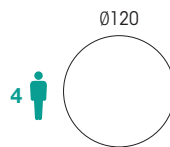
### Rectangular tables



### Square tables



### Round table



**PRICE P. 83**  
Details and availability

**VIEW ALL RESOURCES ONLINE**





# E-meeting

## A MUST FOR HYBRID WORKSPACES

Designed in response to new ways of working, E-MEETING is a fully connected solution for presentations and video conferences. Its multimedia wall, complete with power and data feeds and concealed cabling, accommodates a flatscreen monitor, and top-access modules in the tables provide direct connectivity for users. This turnkey solution is ideal for modern, hybrid workspaces where organisation and connectivity are key.

Made  
in France



OSCAR draughtsman chairs, p. 220



# Modern & connected

## Shade card

**Melamine**  
Worktops (thk 38 mm)  
Multimedia wall  
(thk 19 mm)



**Metal**  
Tulip base, multimedia  
wall frame



### Multimedia wall

With concealed cable routing for a flatscreen monitor  
(monitor arm/bracket to be ordered separately)



### Two heights available

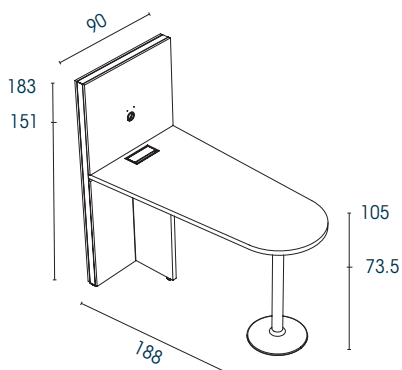
High (H. 105 cm) or  
standard (H. 73.5 cm)

### Metal cable trough included

In a matching finish to the wall  
frame/tulip base

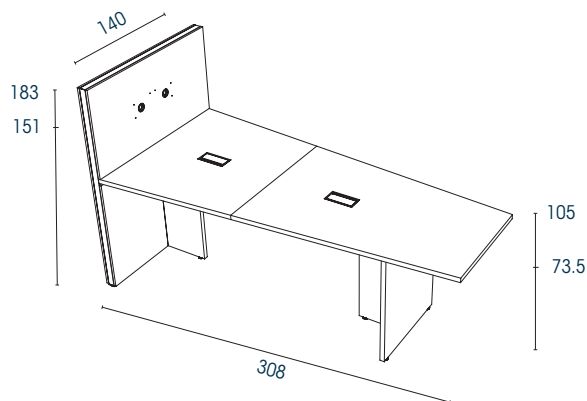
## Overview

### Curved worktop



Tulip base

### Trapeziform worktop



Panel legs

**PRICE P. 83**

Details and availability

**VIEW ALL RESOURCES  
ONLINE**







# Ping

## THE MEETING TABLE THAT GETS THE MIND AND BODY MOVING

Lighten the mood after long meetings with the PING table. The 6-seater table transforms in seconds into a fully functional ping-pong table complete with net, rackets and balls. The soft colours and styling create a warm, contemporary look.

Made  
in France





# Work & relaxation

## Shade card

**Melamine**  
Worktop (thk 25 mm)



\* White edge banding

**Metal/Solid wood**  
Legs



### Transforms in seconds

Extendable net with adjustable posts to fit different worktop thicknesses



### Ping-pong kit included

1 net, 2 paddles and 2 balls



### Hard-wearing

Shock- and scratch-resistant melamine top

### Soft, natural colours

Combined with solid beech legs, to create a pleasant space for work and relaxation alike

## [Option] Option



### Storage drawer for the ping-pong kit

**PRICE P. 86**

Details and availability

**VIEW ALL RESOURCES ONLINE**







# Martin

## A USEFUL ADDITION TO ANY AGILE WORKSPACE

Brainstorming sessions, presentations, informal meetings... MARTIN will come in useful in all kinds of office settings. It's a multimedia wall, whiteboard and storage cupboard all in one. Simply turn it around depending on which side you need.

Made  
in France







The unit is castor-mounted so it can be moved around easily, and comes with discreet cable management solutions to keep things tidy. It's a smart concept that will make a useful addition to any agile workspace.



## Mobile & connected

### Double-sided unit

With storage compartment



### Single-sided unit

With multimedia wall



### Double-sided unit

With ZELIE foot stools



### Mobile

Easy to move around thanks to the 4 castors (all floor types; 2 with brakes) and sturdy frame

### Connected

- Includes a bracket for flatscreen monitors up to 55 inches
- Direct connection via optional circular socket port in the front panel (see price list p.133)
- Discreet cabling, concealed behind easily removable rear panels

### Magnetic whiteboard

Dry-wipe surface, with magnetic strip at the top

## [ ] Zooms



### Whiteboard

With integrated pen tray



### Clip-on strap

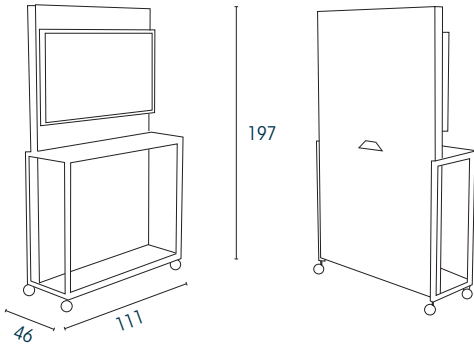
To secure the ZELIE foot stools



# Overview

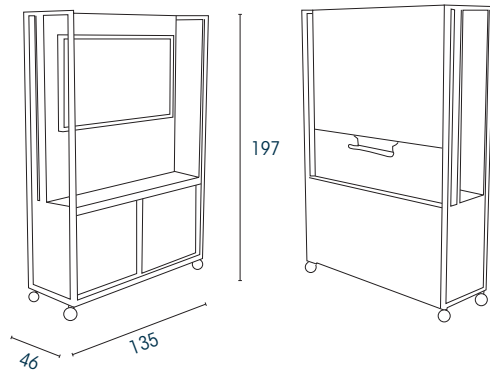
## Single-sided unit

With multimedia wall




## Double-sided unit

With closed storage compartment



Front: Multimedia wall + storage compartment (2 sliding doors)  
Back: Whiteboard

With open storage compartment




Front: Multimedia wall + open storage compartment (for optional ZELIE foot stools)  
Back: Whiteboard

## Shade card

**Melamine**  
Storage compartment & shelves (thk 19 mm)



Central panel



**Metal**  
Frame, pen tray



**Cable reel**  
On both sides

**PRICE P. 86**

Details and availability

**VIEW ALL RESOURCES ONLINE**







# Chatbox

## PRIVACY, QUIET & COMFORT FOR BUSY WORKSPACES

The CHATBOX acoustic pods are an alternative to conventional meeting rooms. Their small footprint means they can easily be installed in shared workspaces to give employees a quiet, private space to get some work done, chat with a colleague, or make phone calls. The innovative concept optimises shared workspaces in a way that boosts both productivity and employee well-being.





## Quiet & connected

### Effective, silent ventilation

Continuous fresh air supply



### Reversible door

Hinges on right or left (to be decided upon installation)  
Magnetic closing system



### Connectivity solutions

Built-in power socket  
and USB-A and USB-C ports



### LED lighting

Controlled by a presence  
detector



### Stylish

Black or white metal  
external side panels  
(attached with magnets)





↑  
TOM stool, p. 224

## Configure Chatbox



### CHAT

Add a TOM active-sitting stool for quick phone calls.



### FOCUS

Escape from the bustle to get some focused work done. Available with a fixed desk or an electric HA\* sit-stand desk.

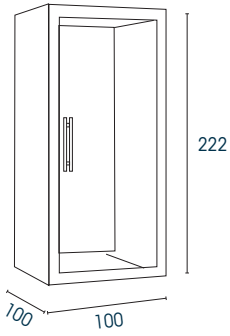




# Overview

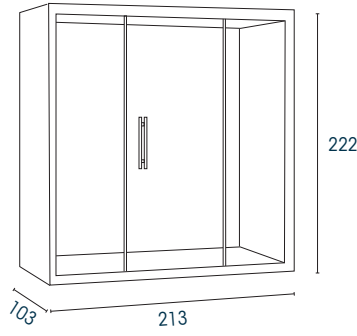
## Pods

CB1



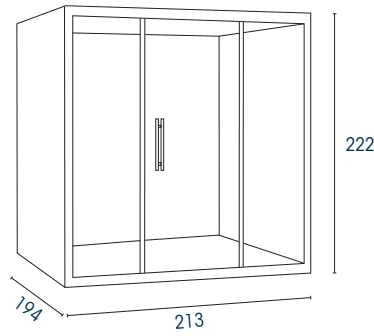
1 With writing shelf

CB2



1-4 Unfurnished  
With fixed central table  
With electric HA lateral table

CB4



4-6 Unfurnished  
With fixed central table

## Shade card

### Metal

External side panels, legs




SO



SG

### Fabric

Bench seats



FU  
Dark grey

## Options



**2-person bench seat**



**Centrally positioned table**



**Monitor bracket**



### MEET

All the pods (2, 4 or 6 people) have built-in cable management solutions for easy connectivity.

PRICE P. 87

Details and availability

VIEW ALL RESOURCES ONLINE



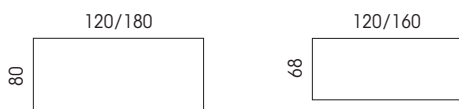


# Flip-top tables

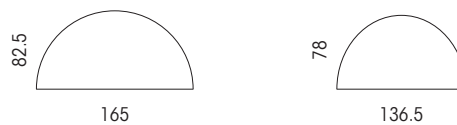


## Overview

### Standard worktops



### Half-moon extensions



Made  
in France





# Simple & handy

### Multi-purpose

Suitable for training areas and meeting rooms

### Easy to rearrange

Simple, rapid system so furniture can be rearranged easily



### Fabric modesty panel

(optional)

### Mobile

4 castors with brakes (suitable for all floor types)

## Shade card

### Melamine

Worktops (thk 19 mm)



MG



N5



MA



R2




RI



R3



N6



M9



MK

Black velvet melamine

### Metal

Legs



SO



SA



SG

## Quick and easy assembly



**Safe, easy-to-use folding mechanism**



**Tool-free assembly**  
Using thumbscrews (included)



**Optimised storage**  
With their tops tilted, the tables can be nested for storage

**PRICE P. 88**

Details and availability

**VIEW ALL RESOURCES ONLINE**








# Emi

## + Mobile & Flexible



### Unique style

Matching tables and chairs

### Elegant touches

Chrome legs and castors, and black edging to match the modesty panel

### Optimised storage

Easily stackable

### Mobile

Castors for soft or hard floors

## Shade card

### Melamine

White worktop (thk 25 mm) with black edging



MM

### Metal Legs



SQ



Safe, easy-to-use folding mechanism



Matching chairs available, see p. 240

Made in France



Antibacterial surface

PRICE P. 113

Details and availability

VIEW ALL RESOURCES ONLINE





# Multi-purpose tables

**+ Economical & functional**



Graphite grey structure with height-adjustable stabilizer feet

Multiple layout possibilities  
Standard, half-moon and trapeziform worktops

## Shade card

**Melamine**  
Worktops (thk 19 mm)



MG



N5



R2



R1

**Metal**  
Legs



SO



SA



SC

Made in France



Antibacterial surface



PRICE P. 89

Details and availability

**VIEW ALL RESOURCES**

**ONLINE**





## Shade card

### Melamine

Worktops (thk 25 mm)



MG



N5



MA



R2



RI



R3



N6



M9



MK

Black velvet  
melamine

### Metal

Legs



SA

# Easy-access tables

**+** Lightweight & modular

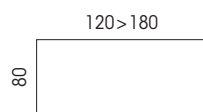


**Open-sided leg design**  
For better accessibility

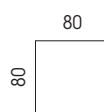
**Round, square and  
rectangular models available**  
(H. 73.5 cm)

## Overview

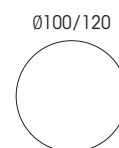
### Rectangular table



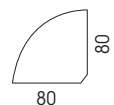
### Square table



### Round table



### 90° corner link



**PRICE P. 90**

Details and availability

**VIEW ALL RESOURCES  
ONLINE**



Made  
in France



Antibacterial  
surface







# Folding tables

**+ Easy to store**



## Modular

Rectangular and half-moon tables  
H. 72 cm

Edging in matching finish to worktop

Made in France



## Free-standing

Rectangular tables

Double steel reinforcement rod under the worktop



## Option: Storage trolley

Useful for transport and storage

Capacity

- 10 folding tables
- 20 chairs (4 feet) for shared spaces, or 14 folding chairs

Strap included for the securing of folding chairs



## Shade card

### Melamine

Worktops (thk 25 mm)



MG



N5



R2



RI

### Metal

Legs



SQ

### Melamine

Worktops (thk 18 mm)



GR

Light grey

### Metal

Legs



SG

PRICE P. 91

Details and availability

VIEW ALL RESOURCES ONLINE





# Eloise

## FOR MEETING ROOMS AND EATING AREAS

Perfect for fitting out meeting and/or restaurant spaces, the ELOISE free-standing tables offer an extensive choice of leg designs and worktops.

Made  
in France





By combining a high degree of practicality with a sturdy design, this range answers all of your furnishing needs. ELOISE also includes a number of cable management solutions for meeting rooms.





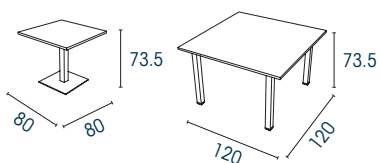
## Overview

### Round tables



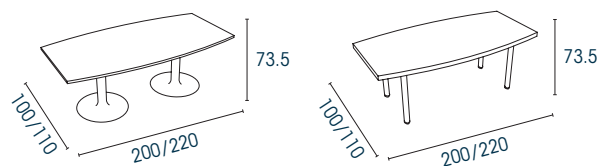
Melamine (thk 25 or 38 mm)  
Laminate (Ø120 cm only)

### Square tables



Melamine (thk 25 or 38 mm)  
Laminate (only for tables with central stem leg)

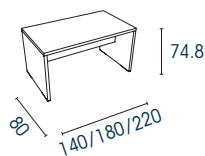
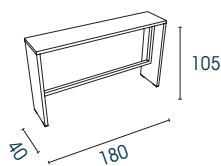
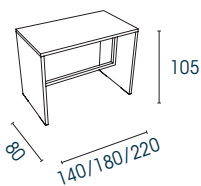
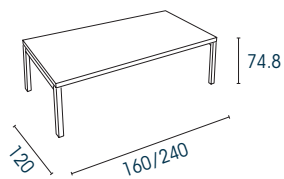
### Barrel-shaped tables



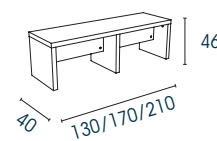
Melamine (thk 25 or 38 mm)

### Rectangular tables

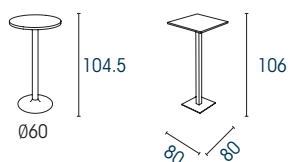
Melamine (thk 38 mm)



### Bench unit



### High tables



Melamine (thk 25 mm)  
or laminate



## Ultra-versatile tables



### Shade card

#### Melamine

Worktops (thk 25 or 38 mm\*)



MG



N5



MA




R2




RI



R3



N6



M9



MK

Black velvet melamine

\* 38 mm worktops only available in MG, RI, N6 and M9

#### Laminate

Worktops (thk 23.6 mm)



HZ



VW

#### Metal

Legs



SO



SA



SC



SG

PRICE P. 92

Details and availability

VIEW ALL RESOURCES ONLINE



#### Choice of shapes

- Square, round, or rectangular
- High versions for coffee breaks

#### Choice of material

Laminate or melamine

#### Two heights available

- High versions  
H. 105 / 106 cm
- Standard versions  
H. 73.5 / 74.8 cm

#### Multi-purpose

- Suitable for both meeting rooms and eating areas.
- The narrow bench unit (D. 40 cm) provides a useful space for coffee breaks or quick work tasks.

#### Connectivity solutions

Plain worktops, or worktops with built-in cable management:

- Cable ports on round and square tables
- Top-access modules on rectangular and barrel-shaped tables (except version with panel legs)



# Evasion

## NATURAL STYLE

The EVASION range subtly combines metal and natural beech for a light, contemporary look. Matching chairs are available for all the tables.







Available in several shapes and sizes, EVASION fits in just as easily in restaurant spaces as it does in meeting rooms.



## Shade card

### Laminate

Worktops (thk 23.6 mm)



HZ



VW

### Metal/Wood

Legs



ZOMS



ZPMS

# Evasion

**+** Modern & natural



#### Natural style

Solid beech legs

#### Choice of shapes

Round and rectangular tables

#### Two heights

High (H. 105 cm) or standard (H. 73.5 cm)

#### Easy-clean & hard-wearing

Stain- and scratch-resistant laminated worktops

## Zooms



#### Metal underframe

Black or white to match the worktop



#### Plywood edge banding

Beechwood finish

**PRICE P. 94**

Details and availability

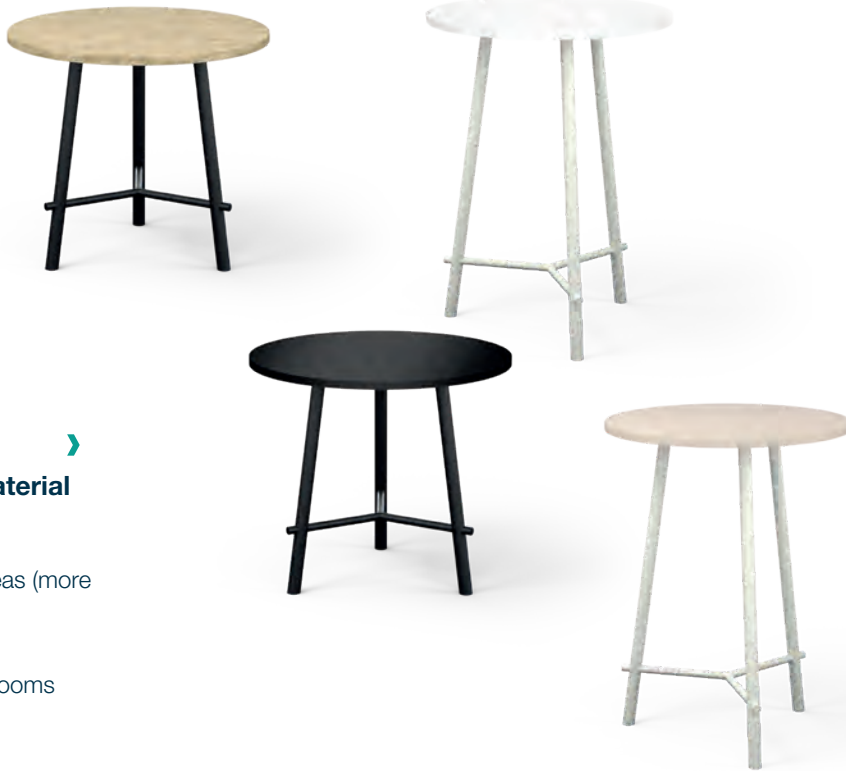
**VIEW ALL RESOURCES  
ONLINE**





# Clara

**+ Elegant lines**



## Choice of material

### Laminate

- For eating areas (more resistant)

### Melamine

- For meeting rooms

## Contemporary style

Geometric design for a light, airy look

## Two heights

High (H. 105 cm) or standard (H. 73.5 cm)

## Shade card

### Melamine

Worktops (thk 25 mm)



MG

N5




MA

R2



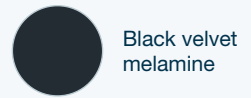
RI

R3



N6

M9



MK

Black velvet melamine

### Laminate

Worktops (thk 23.6 mm)



HZ

VW

### Metal

Legs



ZO

ZP

PRICE P. 94

Details and availability

VIEW ALL RESOURCES ONLINE







# Lucie

+ For outdoor and indoor use



## Two heights

73.5 or 105 cm  
(both with a 60 x 60 cm table top)

## Indoor use

Metal legs and melamine  
table top

## Outdoor use

Metal table top and legs  
with anti-corrosion coating

## Shade card Indoor

Metal  
Legs



ZP

Melamine

Worktops thk 25 mm



MG



N5



MA



R2




RI



R3



N6



M9



MK\*

## Outdoor

Metal

Worktops\*\*, legs



ZP SG

Made  
in France



\* MK Black velvet melamine \*\* Metal thk 3 mm

PRICE P. 95  
Details and availability  
VIEW ALL RESOURCES  
ONLINE





# Iris

## + Space-saving outdoor tables



**Two heights**  
73 or 110 cm  
(both with Ø 69 table top)

**Resistant to humidity and UV rays**  
Metal table top and legs with  
anti-corrosion, UV-resistant coating

**Easy storage**  
Fixed- or folding-top  
tables

## Shade card

**Metal**  
Worktop, legs



SO



Safe, easy-to-use  
folding mechanism

Made  
in France



**PRICE P. 95**  
Details and availability  
**VIEW ALL RESOURCES**  
**ONLINE**









# Seats





# Office chairs



**Seven**  
Forward axis tilt

EXECUTIVE

Page 210 ›



**Attitud**  
Synchro ergonomic

EXECUTIVE

Page 211 ›



**Elton**  
Forward axis tilt

EXECUTIVE

Page 212 ›



**Manhattan**  
Forward axis tilt

EXECUTIVE

Page 213 ›



**Harly**  
Forward axis tilt

EXECUTIVE

Page 213 ›



**Coach**  
Synchro comfort or ergonomic

ERGONOMIC

Page 214 ›



**Opus**  
Synchro comfort, ergonomic or ergo+

ERGONOMIC

Page 215 ›



**Elliott**  
Synchro self-regulating or lateral (both with seat depth adjustment)

ERGONOMIC

Page 216 ›



**Leon**  
Synchro ergonomic or lateral

ERGONOMIC

Page 218 ›



**Oscar**

Synchro self-regulating,  
comfort or ergonomic

ERGONOMIC

Page 220 ›



**Alter**

Synchro

OCCASIONAL USE

Page 222 ›



**Mia**

Permanent contact

OCCASIONAL USE

Page 223 ›



**Tom**

Active-sitting stool  
Pivots 360°

SIT/STAND

Page 224 ›



**Globe XXL**

Synchro  
ergonomic

LARGER SIZE

Page 226 ›



**24H Pro**

Forward axis tilt

INTENSIVE

Page 226 ›



**Polyurethane**

Height-adjustable  
Highly resistant

TECHNICAL

Page 227 ›



**Multi-purpose stool**

Height-adjustable

TECHNICAL

Page 227 ›







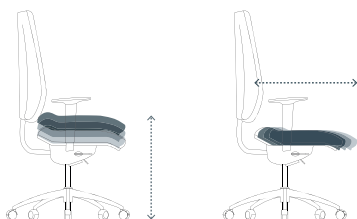
# 80%

of cases of work-related musculoskeletal disorders in 2021/22 affected the upper limbs, neck or back of workers\*

## How to adjust your office chair

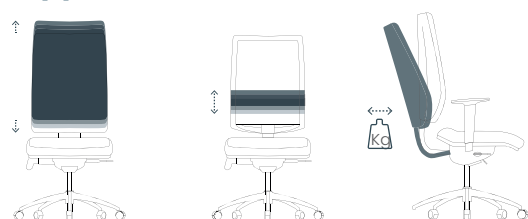
No two human bodies are exactly the same, so it's very important to adjust your office chair to suit you. Correctly adjusting your chair will help relieve muscle tension and prevent musculoskeletal disorders and back pain.

### Adjust your seat



Adjust the height and depth of the seat

### Make sure your back is supported



Adjust the height of the backrest and/or the lumbar support  
Adjust the backrest tilt angle and tension



# Spotlight on EOL's seat mechanisms



## Permanent contact

Thanks to a system of articulations in the chair's backrest.

The backrest follows the movements of the user's back, thereby staying in 'permanent contact' with it, independently of the seat, which remains static.



## Tilting

These mechanisms tilt the backrest and the seat backwards in tandem, at the same angle. EOL chairs feature two types of tilt mechanism:

**1 - Central axis tilt:** the pivot point is centred under the seat.

**2 - Forward axis tilt:** the pivot point is located nearer the front of the seat, creating a more natural movement.



## Synchro

On chairs with synchro tilt mechanisms, the backrest and the seat tilt together, but at different angles.

This provides optimum support for the whole body, meaning greater comfort for the user. At EOL we have chairs with 4 different types of synchro mechanism:

**Self-regulating:** automatic adjustment of the backrest tension.

**Comfort or Lateral:** the backrest tension is adjusted using a handwheel under the side or front of the seat. The seat depth cannot be adjusted.

**Ergonomic:** the backrest is adjusted using a lever under the side of the seat. The seat depth can also be adjusted.

**Ergo+:** works in the same way as the Ergonomic mechanism, but incorporates a negative seat tilt mechanism and allows for a greater range of movement.

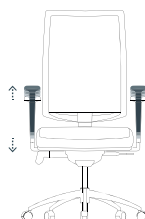
## Think about your neck



### Add a headrest

Our range includes height-adjustable and tilting models

## Relieve strain on your shoulders

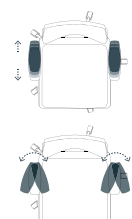


### Add armrests

1D : Vertical adjustment only

3D : Vertical adjustment, lateral adjustment (left/right) and depth adjustment (front to back)

4D : like 3D armrests, but can be rotated too for optimal adjustability





# Seven

+ Distinguished & contemporary



## Contemporary

Clean, modern lines



## Generous headrest

Full-width fixed headrest for optimum neck support

## Smart & stylish

Legs/fixed armrests in chrome finish

## Shade card

### Leather

Office chair



YB

### Faux leather

Visitor chair



YA

### Aluminium

Base



SQ

Chrome

### Mechanism



Forward  
axis tilt



PRICE P. 96

Details and availability

**VIEW ALL RESOURCES  
ONLINE**







# Attitud

**+ Refined & comfortable**



**Generous headrest**  
Full-width fixed headrest for optimum neck support

**Optimum back support**  
Height-adjustable backrest (+ 6 cm)

**Comfortable seat**  
Ample, comfortable seat (51 cm)

**Elegant finish**  
Fabric-covered backrest (both sides)  
Soft-touch 4D armrests

## Shade card

### Leather

Seat and backrest



**YB**

### Fabric

Seat and backrest



Cat. A  
**BONDAÏ**



Cat. B  
**STEP / STEP  
MÉLANGE / CHILI**



Cat. C  
**SECRET**

### Nylon / Aluminium

Base



**SV**  
Black



**SQ**  
Chrome

### Mechanism



Synchro  
Ergonomic  
with seat-depth  
adjustment

Made  
in France



**PRICE P. 96**  
Details and availability  
**VIEW ALL RESOURCES  
ONLINE**





# Elton

## + Extolling the virtues of mesh



### Versatile

Ideal for workspaces and meeting rooms

### Gentle support

- Full backrest-to-seat mesh for optimum breathability and comfort
- Flexible backrest that follows the user's movements



### Comfortable seat

Seat curvature accentuated towards the front to provide commodious thigh and knee support

## Shade card

### Mesh

Seat and backrest



TI

### Mechanisms



Forward axis tilt (executive chair)



Rocking mechanism (chair)



PRICE P. 99

Details and availability

VIEW ALL RESOURCES  
ONLINE





# Manhattan



### Generous headrest

Full-width fixed headrest for optimum neck support

### Elegant styling

Fixed chrome armrests with soft-touch sleeves



# Harly



### Generous headrest

Full-width fixed headrest for optimum neck support

### Elegant styling

Fixed chrome armrests with soft-touch sleeves



## Shade card

### Leather

Full grain leather  
Seat and backrest



**YB**  
Black



**YC**  
White

### Mechanism



Forward  
axis tilt

**PRICE P. 99**

Details and availability

**VIEW ALL RESOURCES  
ONLINE**



## Shade card

### Leather

Crust leather  
Seat and backrest



**YB**  
Black

### Mechanism



Forward  
axis tilt

**PRICE P. 99**

Details and availability

**VIEW ALL RESOURCES  
ONLINE**







# Coach

+ Elegant & comfortable



## Optimum neck support

Tilting (30°) and height-adjustable (+ 6 cm) headrest

## Comfortable seat

Seat curvature accentuated towards the front to improve blood circulation

## Optimum back support

- Height-adjustable fabric seat (+ 6 cm)
- Mesh backrest with lumbar support (+ 6 cm)

## Shade card

### Fabric

Seat and backrest



Cat. A  
BONDÁI



Cat. B  
STEP / STEP  
MÉLANGE / CHILI



Cat. C  
SECRET



Cat. E  
LEATHER

### Mesh

Backrest



IL

### Nylon / Aluminium

Base



SV  
Black



SQ  
Chrome

### Mechanisms



- Synchro
- Comfort
  - Ergonomic with seat-depth adjustment

Made  
in France



Excl. armrests



PRICE  
Details and availability  
VIEW ALL RESOURCES  
ONLINE





# Opus

**+ Classic & customisable**



### Optimum neck support

Tilting (40°) and height-adjustable headrest (+ 6 cm)



### Comfortable seat

Generous, comfortable seat (51 cm)



### Ergo+ version for added comfort

- Negative tilt
- 360° rotatable chrome armrests
- Greater range of seat adjustments

### Optimum back support

- Height-adjustable (+ 6 cm on fabric/mesh models)
- Optional lumbar support (+ 11 cm; mesh model only)

## Shade card

### Fabric

Seat and backrest



Cat. A  
**BONDAl**



Cat. B  
**STEP / STEP**  
MÉLANGE / CHILI



Cat. C  
**SECRET**



Cat. E  
**LEATHER**

### Mesh

Backrest



**IZ**

### Nylon / Aluminium

Base



**SV**  
Black



**SQ**  
Chrome

### Mechanisms



Synchro

- Comfort
- Ergonomic and ergo+ with seat-depth adjustment

Made  
in France



Excl. armrests



**PRICE P. 101**

Details and availability

**VIEW ALL RESOURCES**

**ONLINE**





# Elliott

## [ ] 3 types of backrest



◀ **Mesh backrest**



◀ **Fabric backrest**  
High and low versions available



◀ **Padded backrest**

Made  
in France



Excl. padded backrest  
& SQ base





## Instant comfort

### Draughtsman version

High sitting position



### Choice of synchro mechanism to suit different usages

Self-regulating (ideal for hot-desking scenarios), or with lateral hand lever (for personalised adjustments)

### Comfortable seat

Firm support (injection moulded foam, 40 mm thick), with seat-depth adjustment mechanism

### Optimum back support


Fixed mesh or fabric backrest with adjustable lumbar support (+ 6 cm)

## Zooms



### 3D armrests

In soft-touch finish



### Seat-depth adjustment

Adjustment button built into the seat

## Shade card

### Fabric

Seat and backrest



Cat. A  
**BONDAÏ**



Cat. B  
**STEP  
STEP MÉLANGÉ  
CHILI**



Cat. C  
**SECRET**



Cat. E  
**LEATHER**

### Polypropylene

Backrest



Black



White

### Mesh

Backrest



**IR**  
White



**IW**  
Black

### Nylon / Aluminium

Base

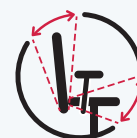


**SV**  
Black



**SQ**  
Chrome

### Mechanisms



Synchro

- Self-regulating
- Lateral hand lever
- Seat-depth adjustment on all models

**PRICE P. 102**

Details and availability

**VIEW ALL RESOURCES  
ONLINE**





# Leon

## [ ] 3 types of backrests



◀ **Upholstered backrest**  
front/rear



◀ **Upholstered backrest** (front),  
polypropylene  
(rear panel)



◀ **Mesh backrest**

Made  
in France



◦ CONECT desk, p.100 - SOLANGE screen, p.116 -  
◦ GUSTAVE tower, p.128 - Open storage box, p.133





## Customisable at will

### Neck comfort

Adjustable headrest



### Seat comfort

- Firm comfort (moulded seat thk 46.2 mm)
- Lateral mechanism with seat translation

### Decorative

The version with upholstered back brings a touch of colour to the space

### Back comfort

Intuitive height adjustment (fabric + mesh backrest)

## Zooms



### Armrests

1D or 4D with soft touch sleeve



### Slider release buttons

To adjust the height of the backrest

## Shade card

### Fabric

Back and seat



Cat. A  
**BONDAÏ**



Cat. B  
**STEP  
STEP MÉLANGE  
CHILI**



Cat. C  
**SECRET**

### Polypropylene

Backrest



Black



White

### Mesh

Backrest



**HB**  
Black

### Metal

Legs



**SV**  
Black



**SQ**  
Chrome

### Mechanisms



### Synchro

- Lateral hand lever
- Ergonomic with seat-depth adjustment

**PRICE P. 103**

Details and availability

**VIEW ALL RESOURCES  
ONLINE**







# Oscar

 2 types of backrest



 **Fabric backrest**



 **Mesh backrest**

Made  
in France



For fabric and mesh  
backrest, excl. SQ base

⋮ E-MEETING table, p. 176



# Style & comfort at an affordable price

**Draughtsman version**  
High sitting position



.....

### Choice of synchro mechanism to suit different usages

Self-regulating (ideal for hotdesking scenarios), or with lateral hand lever (for personalised adjustments)

.....

### Firm support

Injection moulded foam seat, 50 mm thick

.....

### Optimum back support

- Height-adjustable fabric backrest (+ 7 cm)
- Mesh backrest with lumbar support (+ 6 cm)

## Zooms



**Armrests**  
1D or 4D, in soft-touch finish



**Lumbar support**  
Built into the mesh backrest

## Shade card

### Fabric

Back and seat



Cat. A  
**BONDAÏ**



Cat. B  
**STEP  
STEP MÉLANGE  
CHILI**



Cat. C  
**SECRET**

### Polypropylene

Backrest



Black



White

### Mesh

Backrest



**IW**  
Black

### Nylon / Aluminium

Base



**SV**  
Black



**SQ**  
Chrome

### Mechanisms



Synchro

- Self-regulating
- Comfort
- Ergonomic with seat-depth adjustment

**PRICE P. 104**

Details and availability

**VIEW ALL RESOURCES  
ONLINE**





# Alter



## Choice of options

- Fabric or mesh backrest
- Fixed or 1D armrests

## Soft-floor castors

Dia. 50 mm

## Practical

Coat hook on the rear of the backrest

## Shade card

### Fabric

Back and seat



KE



KC

### Mesh

Backrest



TI

### Nylon

Base



SV  
Black

### Mechanism



Synchro

PRICE P. 105

Details and availability

VIEW ALL RESOURCES  
ONLINE







# Mia



.....  
**Height-adjustable backrest**

Using a handwheel (+ 7 cm) for the permanent contact version

.....  
**Fixed armrests**

## Shade card

### Fabric

Back and seat



**BI**  
Black



**BE**  
Blue



**SV**  
Black

### Nylon

Base

### Mechanism



Permanent contact

**PRICE P. 105**

Details and availability

**VIEW ALL RESOURCES ONLINE**





# Tom

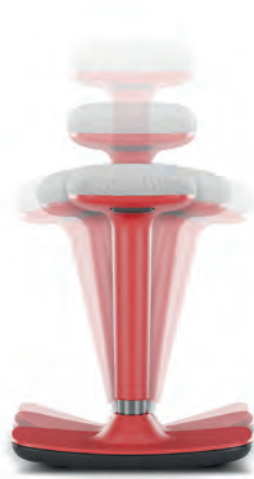
## MAINTAINING GOOD POSTURE DOESN'T HAVE TO BE BORING

TOM is a fun seating option designed for occasional use, for example when waiting, making a call, having a quick coffee or for short informal meetings. It is also ideal for a brief rest when working in a standing position.





## Dynamic & fun



### Active-sitting stool

Active balancing system to activate the lower body and keep you moving

### Practical

Easy to move around

### Standing or semi-standing position

Height adjusts from 53 to 76 cm

### 360° swivel seat

For complete freedom of movement

## Shade card

### Fabric

Seat



Cat. A  
**BONDAÏ**



Cat. B  
**STEP**  
**STEP MÉLANGE**  
**CHILI**



Cat. C  
**SECRET**

### Nylon

Base



**SG**



**ZY**

**PRICE P. 106**

Details and availability

**VIEW ALL RESOURCES  
ONLINE**



Not recommended for use with sit-stand desks, which require an ergonomic chair in the seated position





## Shade card

### Fabric

Seat and backrest



Cat. A  
**BONDAÏ**



Cat. B  
**STEP  
STEP MÉLANGE  
CHILI**



Cat. C  
**SECRET**

**PRICE P. 106**

Details and availability

**VIEW ALL RESOURCES  
ONLINE**



# Globe XXL



Made  
in France



Excl. armrests



### 150 kg max. load

Heavy-duty recoil mechanism

### High-density foam padding

Fire-resistant

### Metal base

Black lacquered finish

### Mechanism



Synchro

- Ergonomic with seat-depth adjustment

## Shade card

### Fabric

Seat and backrest



**UD**

**PRICE P. 106**

Details and availability

**VIEW ALL RESOURCES  
ONLINE**



# 24H Pro



### Intensive use

Designed for 24/7 use

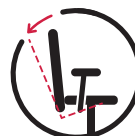
### Hard-wearing fabric

Fire-resistant (EN1021-1/2)

Heavy-duty

150 kg max. load

### Mechanism



Forward axis tilt



# Polyurethane



Specialised chairs for laboratories and workshops, made from polyurethane (highly resistant to stains, chemicals and sparks)

Adjustable seat height/depth (adjustment range dependent on version)

**Fixed chrome footrest**  
(on some models)

**Non-slip glides**

Made in France



## Shade card

**Polyurethane**  
Seat and backrest



**PRICE P. 107**  
Details and availability

**VIEW ALL RESOURCES ONLINE**



# Multi-purpose



**Circular seat**  
Black Bali fabric covering

**Gas-lift seat height adjustment**  
Height + 10 cm

**Castors**  
For soft floors



## Shade card

**Fabric**  
Seat



**PRICE P. 107**  
Details and availability

**VIEW ALL RESOURCES ONLINE**





# Chairs



**Isabel**

- EXECUTIVE
- MEETING SPACES

Page 230 ›



**Inventiv**

- MEETING SPACES

Page 232 ›



**Elton**

- EXECUTIVE
- MEETING SPACES

Page 234 ›



**Romy**

- MEETING SPACES
- EATING AREAS
- TRAINING ROOMS

Page 236 ›



**Emi**

- MEETING SPACES
- TRAINING ROOMS

Page 240 ›



**Scott**

- MEETING SPACES
- EATING AREAS

Page 244 ›



**Rosalie**

- MEETING SPACES
- EATING AREAS
- TRAINING ROOMS

Page 246 ›



**Meeting+**

- MEETING SPACES
- EATING AREAS
- TRAINING ROOMS

Page 248 ›



**Anthra+**

- MEETING SPACES
- TRAINING ROOMS

Page 249 ›





### Geo

MEETING SPACES

TRAINING ROOMS

Page 249 ›

.....



### Evasion

INFORMAL SPACES

EATING AREAS

Page 250 ›

.....



### Sofia

INFORMAL SPACES

EATING AREAS

Page 252 ›

.....



### Tara

INFORMAL SPACES

EATING AREAS

Page 254 ›

.....



### Line

OUTDOOR AREAS

EATING AREAS

Page 256 ›

.....



### Gelati

OUTDOOR AREAS

EATING AREAS

Page 258 ›

.....



### Spoon

EATING AREAS

Page 260 ›

.....



### Tic

EATING AREAS

Page 261 ›

.....



# Isabel

## THE IDEAL VISITOR CHAIR

The comfortable ISABEL chairs will add a touch of timeless elegance to any meeting room or executive area. Available with a choice of back (low or high) and base (sled or conference), the ISABEL chairs suit a wide range of settings.

Made  
in France



Sled base



GUARANTEE  
5  
years



26  
%



## Elegant & comfortable

### Fabric or mesh backrest

Choose your preferred look and feel (mesh provides added breathability)



### Refined finish

Fabric-covered backrest (both sides)



### Versatile

For workspaces or meeting rooms

### Firm, comfortable seat

Durable injection moulded foam, 50 mm thick

### Choice of leg design

- Sled base with movement damping
- Conference base (cruciform base, or star base with castors) with tilting mechanism

## Shade card

### Fabric

Seat and backrest



Cat. A  
**BONDAÏ**



Cat. B  
**STEP**  
**STEP MÉLANGE**  
**CHILI**



Cat. C  
**SECRET**

### Leather

Seat and backrest



**YB**  
Black

### Mesh

Backrest



**IN**  
Black

### Metal

Backrest



**SB**  
Grey



**SG**  
Black



**SQ**  
Chrome

**PRICE P. 110**

Details and availability

**VIEW ALL RESOURCES  
ONLINE**







## Classic or colourful



# Inventiv'

### Multi-purpose

For workspaces, meeting rooms, and training rooms

### Fabric or mesh backrest

Choose your preferred look and feel (mesh provides added breathability)

### Static and mobile versions

Hard-floor castors (40 mm)

### Choice of finishes

Black or White mesh,  
3 leg colours

Made  
in France



4 fixed legs



With writing  
shelf



Sled base



GUARANTEE  
2  
years



35  
%



## Shade card

### Fabric

Seat and backrest



Cat. A  
**BONDAÏ**



Cat. B  
**STEP**  
**STEP MÉLANGE**  
**CHILI**



Cat. C  
**SECRET**

### Mesh

Backrest



**UH**  
Black



**UM**  
White

### Metal

Legs



**SP**  
White



**SB**  
Grey



**SG**  
Black



## Zooms



Armrests with writing shelf on right-hand side



Transport trolley  
Holds up to 6 chairs  
(versions with 4 fixed legs)

**PRICE P. 111**

Details and availability

**VIEW ALL RESOURCES**  
**ONLINE**





# Elton

## ERGONOMIC, HI-TECH AND STYLISH

The clever design of the ELTON chairs incorporates a full mesh seat as well as a mesh backrest, for optimum comfort and breathability. The result is a robust yet light and elegant-looking chair that will be at home in any meeting room or executive space.







## Light & airy



**Fixed armrests**



**For all floor types**

Choice of soft- and hard-floor castors dia. 65 mm

.....  
**Gentle support**

Full backrest-to-seat mesh for optimum breathability and comfort

.....  
**Comfortable seat**

Seat curvature accentuated towards the front to provide commodious thigh and knee support

.....  
**Supportive backrest**

Flexible backrest that follows the user's movements

## Shade card

### Mesh

Seat and backrest



**TI**  
Black

### Nylon

Base



**SV**  
Black

### Mechanism

Backrest



**Rocking mechanism**

**PRICE P. 99**

Details and availability

**VIEW ALL RESOURCES ONLINE**





# Romy

## MODERN AND ECO-FRIENDLY

The ROMY chairs are available in several colours and feature an innovative modular locking design that allows for tool-free assembly. Because there are no screws, the chairs are easy to dismantle and recycle too.

Made  
in France







Optional castors, armrests and writing shelves make for lots of customisation possibilities, and the seat and backrest have been designed to provide instant comfort.

---





## Modern & eco-friendly



### Multi-purpose


For workspaces, meeting rooms, training rooms and eating areas

### Customisable

- Mobile or fixed
- With or without a writing shelf
- Optional cushion pad

### Choice of colours

Single colour or two-tone: mix and match the seat and leg colours

-  ROMY polypropylene chairs are fully recyclable (seats and legs).
- The seat, backrest and armrests are made from 63% recycled materials
  - The screw-free design allows for easy dismantling and recycling



## Shade card

### Fabric

Cushion pad

Cat. A  
**BONDAÏ**Cat. B  
**STEP**  
**STEP MÉLANGE**  
**CHILI**Cat. C  
**SECRET**

### Polypropylene

Backrest, seat,  
armrests**PX Grey****PT White****PU Black****PW Yellow****PZ Red**

### Metal

Legs

**SB Grey****SP White****SG Black****SX Yellow****ZY Red**

\* The seat, backrest and armrests are always in a matching colour. A different colour can be chosen for the legs.

**PRICE P. 112**

Details and availability

**VIEW ALL RESOURCES  
ONLINE**

### Instant comfort

Generous seat and enveloping  
back

### Practical

- Durable and easy to clean
- Stackable (up to 15 chairs per trolley)

### Removable writing shelf

No tools required

## Options



### Linking pieces

For chairs without armrests



For chairs with armrests



# Emi

## EASY TO USE, EASY TO MOVE, EASY TO STORE

The EMI range was created with agile, dynamic workspaces in mind. Thanks to the clever design, a room can be rearranged in a matter of seconds.

Made  
in France



Polypropylene  
chairs with  
fixed or castor-  
mounted legs



Fabric-covered  
seats with  
fixed legs



Fabric-covered  
seats with castor-  
mounted legs



GUARANTEE  
5  
years



12  
%





Both the fixed and the mobile versions are easy to move around thanks to their lightweight structure, and the tables and chairs can be quickly folded up and stored when they are no longer needed. To optimise storage space, up to 20 EMI chairs can be stacked together, either horizontally or vertically.



**Stacks vertically & nestles horizontally**





## Mobile & flexible



### Multi-purpose

For workspaces,  
meeting rooms and  
training rooms



### Several options

- Fixed or folding seat
- With or without armrests
- With or without castors



### Optimised storage

Stacks vertically or nestles  
horizontally (max. 20 chairs)



### Instant comfort

Injection moulded foam seat

## Shade card

### Fabric

Seat



Cat. A  
**BONDAÏ**



Cat. B  
**STEP  
STEP MÉLANGE  
CHILI**



Cat. C  
**SECRET**

\* Fabric-covered cushion  
on polypropylene base in  
Black (PU) finish

### Polypropylene

Seat and backrest



**PU**  
Black

### Mesh

Backrest



**UH**  
Black

### Metal

Legs



**SQ**  
Chrome

**PRICE P. 113**

Details and availability

**VIEW ALL RESOURCES  
ONLINE**







# Scott

NEW

## A COSY & ECONOMICAL CHAIR

SCOTT's enveloping backrest hugs the user for greater comfort and breathes an air of elegance into workspaces. With different base types (4-leg base made from polypropylene, solid wood or wood fibres, or conference base) and 7 colours to choose from (including 3 made entirely from recycled materials), there's a SCOTT chair for every space and furnishing style. For even more versatility, the range also includes a fabric-covered seat shell in a choice of 47 shades.

Made  
in France





## Generous & versatile



**Wood fibre composite legs**

**Comfortable, enveloping seat**  
Fabric-covered seat shell

**Versatile**  
Suitable for workspaces, eating areas, meeting rooms and informal spaces



### Customisable

- Choice of 47 shades
- 7 shell colours, with an optional cushion pad
- 4 base types:
  - 4-leg base – solid wood
  - 4-leg base – wood fibres
  - 4-leg base – polypropylene
  - Conference base

### Durable

3 colour options made entirely from recycled materials

### Easy-clean

(Polypropylene shell)

## Shade card

### Fabric

Seat\*, backrest\* and cushion pad



Cat. A  
**BONDAÏ**



Cat. B  
**STEP**  
**STEP MÉLANGE**  
**CHILI**



Cat. C  
**SECRET**



Cat. D  
**FENICE**

\* Except CAT D Secret

### Polypropylene Seat shell



**PB**  
Snow



**QW**  
Taupe



**PM**  
Powder pink



**PN**  
Turquoise

### Recycled polypropylene Seat shell



**OQ**  
Black



**OZ**  
Light grey



**O9**  
Brick

**PRICE LIST P. 115**

Details and availability

**VIEW ALL RESOURCES  
ONLINE**





# Rosalie

## Zooms



### Hand lever for adjusting the seat height

Cruciform base: + 13 cm  
Castor-mounted base: + 12.5 cm



### Writing shelf

Made  
in France







## Fun & versatile

## Shade card

### Fabric

Cushion pad



Cat. A  
**BONDAÏ**



Cat. B  
**STEP**  
**STEP MÉLANGE**  
**CHILI**



Cat. C  
**SECRET**



Cat. D  
**FENICE**  
**VOGUE**

### Polypropylene

Seat



**PS**  
Cream



**PQ**  
Grey



**PJ**  
Yellow



**PR**  
Black

### Metal

Legs



**SQ**  
Chrome



**SG**  
Black



#### Easy to move

Grab handle built into the seat shell

#### Campus version

All-in-one version with 360° pivoting writing shelf and built-in storage tray

#### Multi-purpose

For workspaces, meeting rooms, and training rooms

#### Generous, comfortable seat

Optional cushion pad

**PRICE P. 116**

Details and availability

**VIEW ALL RESOURCES ONLINE**





## Shade card

### Polypropylene Seat



**PT**  
White



**PY**  
Graphite  
grey



**PU**  
Black



**PZ**  
Red



**PC**  
Fir green

### Metal 4 legs



**SQ**  
Chrome



**SO**  
White



**X1**  
Graphite  
grey



**SG**  
Black



**ZY**  
Red



**SW**  
Fir green

# Meeting+

## Lightweight

Easy to handle and stack (max. 15 chairs)



## Fire-resistant

M2 shell (option)



## Colorful

5 choices of seat colour, with  
matching legs or chrome legs



**Writing shelf**  
(option)

### PRICE P. 117

Details and availability

**VIEW ALL RESOURCES  
ONLINE**



Antibacterial  
surface



Without  
armrests



With writing  
shelf



GUARANTEE  
2  
YEARS



# Anthra+



**Versatile**  
Suits lots of styles



**Choice of backrest**  
Fabric or mesh



**Stackable**  
Max. 12 chairs



Without armrests  
Without writing shelf



With armrests  
Without writing shelf



# Geo



**Folding**



**Easy to handle**

**Versatile**



## Shade card

### Fabric

Seat and backrest



Cat. A  
**BONDAI**



Cat. B  
**STEP**

### Mesh Backrest



**TI Black**

### Metal Legs



**SB Grey**



**SG Black**

**PRICE P. 118**

Details and availability

**VIEW ALL RESOURCES ONLINE**



## Shade card

### Fabric

Seat and backrest /  
Legs



**FA/SG**  
Celestial black /  
Black



**FG/SG**  
Storm grey /  
Black

### Faux leather

Seat and backrest / Legs



**YA/SQ**  
Black / Chrome

**PRICE P. 118**

Details and availability

**VIEW ALL RESOURCES ONLINE**







# Evasion

## NATURAL STYLE

The EVASION range subtly combines metal and natural beech for a light, contemporary look. The matching chairs and tables allow for a fully coordinated solution. Available in several shapes and sizes, EVASION fits in just as easily in eating areas as it does in meeting rooms.

Made  
in France





## Modern & inviting



**Easy to move around**  
Grab handle built into the backrest

**Hard-wearing and easy to clean**  
Laminated beech plywood seat with oil-treated edge banding



**Practical**  
Galvanised steel non-marking footrest



**Elegant styling**  
Wooden legs with decorative metal inserts (white/black to match the seat, or in another colour)

## Shade card

**Beech**  
Seat & leg decoration



Available with other metal finishes – see general shade card.

**PRICE P. 119**  
Details and availability

**VIEW ALL RESOURCES ONLINE**







# Sofia

## CHAIRS WITH RETRO CHARM

SOFIA is a subtle fusion of 50s retro charm and clean Scandinavian styling. This unique combination makes for a highly versatile range. Choose the warmer colours for a fun, uplifting feel, or the cooler tones for a more understated, elegant style.







## Retro charm

### Multi-purpose

The high stools are perfect for project work and eating areas



### Comfortable & commodious

Seat width 44 cm

### Easy to clean

Polypropylene shell

## Shade card

### Polypropylene Seat



**PL**  
Peach



**PU**  
Black



**QO**  
Marsala red



**QW**  
Taupe



**QE**  
Jade green



**PD**  
Almond grey



**OW**  
White

### Metal 4 legs



**SQ**



**SG**



**ZE**

**PRICE P. 119**

Details and availability

**VIEW ALL RESOURCES  
ONLINE**





# Tara

## FLEXIBLE FOR INSTANT COMFORT

The TARA chairs are supportive and flexible at the same time, providing instant comfort. The minimalist use of materials makes for a lighter chair, both in terms of weight and style.





## Original & colourful



**Lightweight**  
Easy to move around  
and stack (max. 6 chairs/stools)

**Flexible backrest**  
for supportive comfort



**Easy to clean**  
Polypropylene shell



**Monochrome**  
Matching shell and legs

## Shade card

**Polypropylene/  
Metal**  
Seat and legs

-  **PTSO**  
White
-  **POZ5**  
Garnet red
-  **PPZ6**  
Dark green
-  **PUSG**  
Black
-  **XKZY**  
Red
-  **PIZ7**  
Warm grey

**PRICE P. 120**  
Details and availability

**VIEW ALL RESOURCES  
ONLINE**







# Line

## MODERN BISTROT CHIC

LINE is an updated take on 1920s bistrot seating. One-piece polypropylene shells replace the traditional wooden structure to create a modern, weather-resistant chair. The comfortable, practical chairs can be used both indoors and outdoors, lending vintage charm to any break-out or eating areas.





## Retro & outdoor

### Shade card

**Polypropylene**  
Seat and legs

-  **PT**  
White
-  **PO**  
Garnet red
-  **PP**  
Dark green
-  **PU**  
Black
-  **QF**  
Sand
-  **QG**  
Brown
-  **PI**  
Warm grey



.....  
**Lightweight**

Easy to handle and stack  
(max. 6 chairs)

.....  
**Monochrome**

Matching seat shell and legs



.....  
**Practical and easy to clean**

The armrest version can be hung  
on tables for easy cleaning of floors



.....  
**Indoor and outdoor**

Resistant to UV rays

**PRICE P. 120**

Details and availability

**VIEW ALL RESOURCES  
ONLINE**







# Gelati

## CONTEMPORARY DESIGN

The GELATI seating range has a contemporary look that fits seamlessly into any environment. The lightweight chairs are resistant to UV rays, so can be used both in indoor and outdoor settings. Choose between 4-leg chairs or high stools, for eating areas or project spaces and other workspaces.







# Indoor & outdoor



### Multi-purpose

The stools are perfect for high tables in project spaces and eating areas

### Indoor and outdoor

Resistant to UV rays and corrosion (white/black legs only)



### Customisable

3 choices of leg colour: chrome, black or white



### Easy-clean

(polypropylene shell)

## Shade card

### Polypropylene Seat



**PT**  
White



**QA**  
Grey



**PU**  
Black



**PV**  
Sky blue



**QH**  
Forest green



**XK**  
Red

### Metal Legs



**SQ**  
Chrome



**SO**  
White



**SG**  
Black

**PRICE P. 120**

Details and availability

**VIEW ALL RESOURCES ONLINE**





# Spoon

+ Wood with a splash of colour



**Easy to clean  
and hard-wearing**

Laminated seat and backrest

**Single- or two-tone seat**

White/red or white/blue

**Comfortable**

Galvanised steel  
non-marking footrest

**Stool with gas lift height-  
adjustment (+26 cm)**

## Shade card

**Melamine**  
Seat



**VK**  
White



**RN**  
White/Red



**RI**  
Beech

**Metal**  
Legs



**SQ**  
Chrome

**PRICE P. 121**

Details and availability

**VIEW ALL RESOURCES  
ONLINE**





# Tic

**+ Ideal for eating areas**



**Hard-wearing  
and easy to clean**  
Varnished beech

**Easy to move**  
Grab handle built into  
the backrest

## Shade card

**Beech**  
Seat



WP

**Metal**  
Legs



Aluminium  
grey

**PRICE P. 121**

Details and availability

**VIEW ALL RESOURCES  
ONLINE**



Chairs



Reverse  
cantilever



WARRANTY  
2  
YEARS









# Accessories





# Accessories



## Lighting

Page 266 ›

.....



## Decorative plants

Page 268 ›

.....



## Recycling bins

Page 270 ›

.....



## Coat stands & clothes rails

Page 272 ›

.....



## Meeting accessories

Page 273 ›

.....





**Flatscreen  
monitor arms**

Page 274 ›

.....



**Multimedia  
stands**

Page 277 ›

.....



**Office  
accessories**

Page 277 ›

.....



**Power & cable  
management**

Page 278 ›

.....



# Lamps



OL05 - 810 lumens  
Articulated arm with  
3 adjustment points



DL05 - 806 lumens  
Linen or wood-effect  
lampshade, wooden legs



OL08 - 810 lumens  
Articulated arm with  
2 ball joints



OL02 - 650 lumens  
5 brightness settings  
3 colour temperatures  
USB port + induction charger



DL08 - 2 x 806 lumens  
Retro look  
Lacquered metal



OL07 - 510 lumens  
3 brightness settings  
3 colour temperatures  
Flexible arm



# Floor lamps



^  
**FL09 - 9059 lumens**  
 Direct/indirect lighting  
 With/without occupancy sensor

^  
**CL05 - 1100 lumens**  
 Linen or wood-effect lampshade  
 Wooden legs



^  
**FL02 - 2100 lumens**  
 Dimmer switch  
 Chintz lampshade

^  
**CL09 - 1100 lumens**  
 Chintz lampshade  
 Built-in shelf (painted metal)



For other colours, see price list.

**PRICE P.124**  
 Details and availability  
**VIEW ALL RESOURCES ONLINE**







# Decorative plants in pots



**Grasses**  
H. 90 to 180 cm



**Bonsai Ficus**  
H. 149 to 180 cm



**Bamboo**  
H. 160 to 200 cm



**Meadow grasses**  
H. 125 cm

**Sold as a set**  
Pot, plant and gravel included

**Natural wood**  
Artificial foliage

**Lacquered gloss finish**  
On round pots

**Matt finish**  
On square pots

## Shade card

### Lacquered finish

Round pots



**O7**  
White



**O5**  
Taupe



**O8**  
Black

### Matt finish

Square pots



**OG**  
White



**O6**  
Taupe



**OK**  
Graphite grey

Made  
in France





# Decorative plants in planters



^  
**Papyrus**  
H. 127 cm



^  
**Bamboo**  
H. 197 cm



^  
**Wild grasses**  
H. 70 to 200 cm



.....  
**Break up large spaces**  
Different heights available

.....  
**3 types of plants**  
Papyrus, Wild grasses,  
or Bamboo

.....  
**Finishing touches**  
Quartz or limestone  
decorative gravel

.....  
**Lightweight  
& high-quality**  
Fibrestone planter

## Shade card

**Fibrestone**



**OG**  
White



**OF**  
Black



Join us in doing your bit for the planet: for every planter purchased, real trees are planted.

Made  
in France



**PRICE P. 126**

Details and availability

**VIEW ALL RESOURCES  
ONLINE**





# Recycling bins

## Individual bins



### 26L main bin

Fits A4 paper.

Made entirely from recycled materials  
(black version only)

### [o] Options



**5L bin**  
For food waste



**9L bin**  
For plastic



**Lids**  
For 5L and 9L bins

Made  
in France







# Collective bins

+ Fun & modular



**Volume 60L**  
Removable plastic bin  
(included)

**Colour-coding and pictograms**  
For quick and easy sorting  
of waste

**Mobile**  
Easy to move around

**Strong**  
Sheet steel (1 mm thick)

## Options



Linking pieces



Lid  
Recommended for  
the food waste bin



Rear access  
door

Made  
in France



PRICE P. 127  
Details and availability  
VIEW ALL RESOURCES  
ONLINE





# Coat stands

30%  
%



## Wotan

- 8 coat pegs
- 4 bag hooks
- 4 umbrella rings



## Basty

- 8 coat pegs
- 4 bag hooks
- 4 umbrella rings



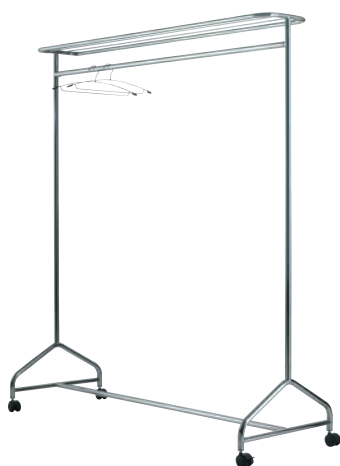
## Flora

- 7 coat pegs
- Space for 4 umbrellas



## Aloès

- 6 oblong coat pegs
- Space for 2 umbrellas



## Mobile clothes rail

- Includes hat rack
- Rail capacity: 40 coats



## Magnetic coat pegs

29%  
%

- Attaches to any metal structure. Max. load: 9-11 kg.



## Shade card

### Wotan



Black

### Basty



Chrome

### Flora



White



Black

### Aloès



Aluminium

PRICE P. 128

Details and availability

[VIEW ALL RESOURCES ONLINE](#)



# Whiteboards 09%

Can be affixed to a support horizontally or vertically (includes mounting kit)



- Aluminium frame**
- Lacquered (90 x 120 cm)
  - Enamelled (60 x 90 cm, 90 x 120 cm, 120 x 180 cm)
  - Magnetic dry-wipe surface



- Without frame**
- Lacquered (75 x 115 cm)
  - Magnetic dry-wipe surface



- Mobile easel**
- H. 186 cm
  - Magnetic lacquered steel back panel



- Accessories kit**
- Marker pens + magnetic tacks + magnetic brush + cleaner

14%

# Noticeboard

Can be affixed to a support horizontally or vertically (includes mounting kit)



- Noticeboard**
- Natural cork, 12mm thick
  - 60 x 90 cm or 90 x 120 cm

**PRICE P. 129**  
Details and availability

**VIEW ALL RESOURCES ONLINE**



14%

# Office accessories 56%



- Under-desk drawer**
- Made from metal  
Mounts under worktops



- Footrest**
- Two height-adjustable models
- 2 height settings, 6 tilt angles
  - 4 height settings, 4 tilt angles



- Metal waste bin**
- Volume 20L

**PRICE P. 130**  
Details and availability

**VIEW ALL RESOURCES ONLINE**







# Flatscreen monitor arms

---

Adjustable flatscreen monitor arms allow you to position your screen at the right height and thus prevent back and neck pain

---

## Worktop-mounted?

The advantage of worktop-mounted monitor arms is that they are easy to install on any type of worktop. They can be mounted in different ways: through a cable port or hole, or clamped to the rear edge of the worktop.

## Or rail-mounted?

Rail-mounted monitor arms are a space-saving solution that free up the work surface. They are designed to be installed on LUCIEN desktop screens.



**All our flatscreen monitor arms comply with the VESA 75 or 100 mm standards**



# Worktop-mounted

## A modular system for 1 or 2 screens

1. Decide what range of extension you need



**28 cm range** - One-part arm design  
1-screen or 2-screen version



**43 cm range** - Two-part arm design  
1-screen or 2-screen version

2. Choose a mount/clamp



### 3-in-1 mount (D. 25 mm)

- For worktops of thickness 10 to 50 mm
- Clamp mount (clamp depth 25 mm)
- Grommet mount: through a cable port or hole in the worktop

### Fixing clamp (D. 65 mm)

- For worktops of thickness 13 to 25 mm
- Suitable for use with SOLANGE desktop screens



Take your pick of 1-screen or 2-screen clamps and mounts

## Need to upgrade from 1 to 2 screens?

Simply order a new 2-screen mount/clamp to supplement your existing monitor arm

## Technical characteristics

- Aluminium articulated gas-spring 1-part or 2-part arm (range: 28.3 or 43.3 cm)
- Built-in cable management
- 360° rotation
- Screen size: max. 27 inches
- Max. load: 7 kg (per arm/screen)

# Flatscreen monitor arms

## Worktop-mounted Economy

- 4-point articulated arm on mast
- 1-screen and 2-screen version
- Screen size: 10 to 32 inches
- Max. load: 8 kg (per arm/screen)
- Clamp mount or grommet mount (requires drilled hole in worktop)



For 1 screen



For 2 screens

## Standard

- 3-point articulated arm with gas-spring mechanism
- 1-screen and 2-screen versions
- Screen size: 17 to 32 inches
- Max. load: 9 kg (per arm/screen)
- Clamp mount or grommet mount (requires drilled hole in worktop)



## Rail-mounted Economy



For 1 screen

- Max. load: 8 kg, W. 13 cm
- 2-point articulated arm



For 1 screen

- Max. load: 6 kg, W. 24.5 cm
- 3-point articulated arm

PRICE P. 131

Details and availability

VIEW ALL RESOURCES  
ONLINE



Compatible with LUCIEN desktop screens



# Keyboard tray



## ABS

Attaches to the underside of a worktop  
Includes built-in pen tray  
Height-adjustable from 2 to 5 cm

# CPU holders



## Steel supporting arm

- Choice of finish: Aluminium grey, White or Black
- Recommended for AXEL and LUTZ 2 desks



## Steel supporting arm

Aluminium grey finish



## Adjustable supporting arm with lashing straps

Aluminium grey finish

# Computer workstations



## Multi-purpose mobile table

- White melamine table top (25 mm thick)
- Metal structure in Aluminium grey finish



## Computer workstation

- Melamine worktop in Beech finish (19 mm thick)
- Metal structure in Light grey finish
- Mounted on 4 castors (2 with brakes)



PRICE P. 132

Details and availability

VIEW ALL RESOURCES ONLINE





# Power management

## What makes a good power management solution?

Power management is a key consideration when it comes to creating a pleasant, practical workspace for employees. The best solutions are those that are easily accessible, yet discreet and compact at the same time. Users need to be able to plug in their smartphone, tablet, laptop and more. We have a range of solutions to meet different requirements.



PRICE P. 133

Details and availability

ALL CABLE MANAGEMENT  
SOLUTIONS ›





## For hot-desking scenarios and flexi-spaces

Quick, direct access to power sockets and hardware ports.



### Socket ports

- With or without a sliding cover
- Different connections depending on model: high-power PC socket, USB-A or USB-C, RJ45 or HDMI




### Table-top power solutions

- Rectangular table-top power dock (mobile or fixed)
- Worktop-mounted socket outlet

## For private desks and premium workspaces

Top-access modules for discreet and convenient power management: the socket feeds are concealed for a stylish finish, but still directly accessible.



### Soft-closing top-access modules

- One-way top-access module
- Dual hinged top-access module




### With or without a socket feed

Choice of hardware ports: USB-A or USB-C, RJ45 or HDMI

## Economical solutions

Choose a plain cable port to keep cables tidy, or a trailing socket to place in a cable trough. Cable trough outlets can be accessed via a top-access module, scalloped worktop edge, or sliding worktop.



### Plain cable ports



### Trailing socket outlets

With high-power PC socket, and choice of hardware ports: USB-A or USB-C, RJ45 or HDMI



### Power cables

2 or 3 metres





# Cable management

## Keeping cables tidy

Having a well-organised workspace boosts employees' concentration and wellbeing, so keeping cables tidy is a must! We have solutions for all kinds of desk set-up, including single- and twin-compartment cable troughs and vertical channels and housings.

PRICE P. 135

Details and availability

ALL CABLE MANAGEMENT  
SOLUTIONS ›





## Organise cables underneath desks

Our cable troughs and routing brackets can be installed under individual and shared desks.



^  
**Metal cable troughs**  
Single- or twin-compartment




^  
**Wireframe cable trough**



^  
**Cable routing brackets**  
Set of 2

## Conceal vertically routed cables

Choose between rigid cable housings (clip-on or magnetic) or a flexible solution (extendable channel or zipped sheath).



^  
**Metal cable housings**

- Clip-on version
- Magnetic version



^  
**Extendable vertical cable channel**  
Compatible with fixed and height-adjustable desks



^  
**Zipped cable sheath**  
3 lengths available

## Add a modesty panel

Modesty panels are designed to be fitted to individual desks and help keep everything tidy by concealing cables.



^  
**Metal modesty panels**




^  
**Fabric modesty panels**

- Can be folded up/down
- Metal plate for additional rigidity




^  
**Melamine modesty panels**  
19 mm thick







# Shade card





### Melamine wood finishes



**MA**  
White maple




**R2**  
Honfleur beech



**RI**  
Light oak




**RZ**  
Lakeland acacia




**R3**  
Brunswick oak



**N8\***  
Maritime pine




**N6**  
Dark walnut




**M9**  
Coffee oak

### Melamine plain colours




**MG**  
Snow white



**M5**  
Mist grey



**N7**  
Pearl grey



**N5**  
Linen

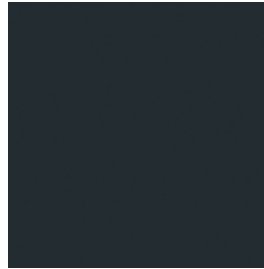


**M7**  
Fjord green



**N9**  
Black

### Melamine soft touch



**MK**  
Black velvet




Velvet  
touch



Matt  
effect

### Laminated



**HZ**  
White



**VW**  
Black

\*N8 Maritime pine: Plywood edge banding



**Linoleum**



**LU**  
Slate grey



**L4**  
Taupe grey



**L2**  
Pistachio green



**L1**  
Powder pink

**Altuglas®**



**OA**  
Satin white

**Glass**




**GS**  
White

**Smooth metal**



**SO**  
White



**SA/SB\*/Z4\*\***  
Aluminium grey



**SD**  
Light grey



**SG**  
Black



**X1**  
Graphite grey



**X2**  
Platinum grey



**X4**  
Cobalt blue




**X8**  
Pale green



**SH**  
Brick red



**ST**  
English green




**ZC**  
Oyster white




**Z3**  
Brass


**Textured metal**



**ZO**  
White



**SC**  
Graphite grey



**SU**  
Mouse grey



**ZP**  
Black


\*SB: exclusive to Storage units

\*\*Z4: exclusive to Desks AXEL & LUTZ 2







### Bondai (Cat. A)



**KD**  
Cloud grey




**KA**  
Storm grey



**KE**  
Black


### Chili (Cat. B)




**BC**  
Mottled light grey




**BD**  
Black




**BF**  
Mottled frosty blue




**BG**  
Mottled celadon




**BH**  
Mottled midnight blue




**BJ**  
Mottled opaline




**BK**  
Mottled olive green




**BL**  
Mottled salmon



**BM**  
Mottled beige




**BO**  
Mottled turmeric



**BN**  
Mottled cocoa


### Step/Step Mélangé (Cat. B)




**E5**  
Light grey




**A6**  
Black




**E4**  
Aqua




**A4**  
Petroleum blue




**A3**  
Navy blue




**A1**  
Bamboo




**A9**  
English green




**A2**  
Beige



**A5**  
Mustard yellow



**E6**  
Brick red



**B5**  
Mottled light grey



**B1**  
Mottled graphite grey




**E7**  
Mottled aqua



**B4**  
Mottled denim blue



**B6**  
Mottled navy blue



**B2**  
Mottled bamboo



**E8**  
Mottled olive green



**B3**  
Mottled beige



**E9**  
Mottled mustard yellow




**B7**  
Mottled dark brown




**Secret (Cat. C)**



**CA**  
Pearl grey



**CB**  
Black



**CC**  
Charcoal blue



**CD**  
Hazelnut



**CE**  
Olive green



**CF**  
Dark sage green



**CG**  
Clay




**CH**  
Taupe




**CI**  
Garnet red

**Fenice (Cat. D)**




**DA**  
Mottled light grey




**DB**  
Mottled graphite grey




**CQ**  
Black




**CJ**  
Mottled light blue



**DC**  
Mottled dark blue



**DF**  
Mottled celadon




**DE**  
Mottled olive green




**DG**  
Mottled dark green



**DH**  
Powder pink




**DZ**  
Dark sienna



**DD**  
Mottled cocoa



**DI**  
Mottled turmeric




**DJ**  
Mottled rust red

**Vogue (Cat. D)**




**LA**  
Light grey



**LB**  
Black




**LC**  
Olive green




**LD**  
Mustard yellow


**Leather (Cat. E)**




**YB**  
Black



**LE**  
Horizon blue




**LF**  
Smoke blue



**LG**  
Beige



**LH**  
Dusty pink



**LI**  
Burgundy

OVERVIEW OF FINISHES



SEE DETAILS ON AVAILABLE FINISHES FOR EACH RANGE PRICE LIST P. 142





## Technical specifications

Melamine Laminate Linoleum	Melamine					Laminate	Linoleum
	Thick 19 mm		Thick 25 mm	Thick 30 mm	Thick 38 mm	Thick 23.6 mm	Thick 20.6 mm
	Worktops	Doors / Shells / Cladding	Worktops	Worktops	Worktops	Worktops	Worktops
<b>Double-sided anti-reflective coating</b>	✓	✓	✓	✓	✓	✓	Anti-static properties
<b>Finishes</b>	MG - RI	All	All	MG - RI	MG - RI - N6 - M9	HZ - VW	LU - L1 - L2 - L4
<b>MK Black velvet finish</b> Matt, highly resistant to fingerprints/smudging. High-quality multi-layer coating	-	-	✓	-	-	-	-
<b>Shock-resistant, with rounded edges <sup>(1)</sup></b>	✓	✓	✓	✓	✓	✓	Plywood edging
<b>Antibacterial</b> (except MK Black velvet)	✓	✓	✓	✓	✓	✓ Sanitized® treated	✓
<b>Density <sup>(2)</sup></b>	620 > 690 kg/m <sup>3</sup>		600 > 670 kg/m <sup>3</sup>	640 kg/m <sup>3</sup>	630 kg/m <sup>3</sup>	650 kg/m <sup>3</sup>	750 kg/m <sup>3</sup>
<b>PEFC</b> (sourced from sustainably managed forests)	✓	✓	✓	✓	✓	✓	✓
<b>E05 / E1 certified</b> (compliant with standard NF EN 717)	E05					E1	E1
<b>Fire rating</b> (compliant with standard EN 13501-1)	Rating M3 (EUROCLASS D-S2, d0) for all finishes; rating M2 for White MG.						
<b>Average % from recycled materials</b> (pre- and post-consumer)	68%. Shades R3, M9, N9, MK, N7 and N8 are Cradle to Cradle Certified.					40%	28%
<b>% that can be recycled</b>	100%					100%	28%
<b>Cleaning</b>	Wipe with a damp cloth and soapy water (soft lint-free cloth for linoleum and Black velvet MK). Do not use abrasive products or detergents.						

(1) Edge banding in matching finish to worktops, except for N8 worktops (specific plywood edging) and laminated worktops from the Evasion range.  
ABS edge banding thk 2 mm (predominantly) or 1 mm straight edges

(2) Density: Tolerance +/- 10%





# Technical specifications

Fabric	Composition	Weight	Abrasion resistance	Light fastness	Fastness to rubbing	Flammability	Environment
<b>Bondai</b> Cat. A	100% polyester	350 g/ml (lm) 250 g/m <sup>2</sup> ±5%	150 000 EN ISO 12947-2	6 EN ISO 105-B02	4-5 EN ISO 105 x 12 Wet/Dry	EN 1021 - 1&2 BS 7176 BS 5852 Crib5	STANDARD 100 by OEKO-TEX®
<b>Chili</b> Cat. B	100% flame-retardant post-consumer recycled polyester (FR inside fibres)	470 g/ml (lm) (15.16 oz / lin yd)	60 000 EN ISO 12947-2	5-8 EN ISO 105-B02	4-5 EN ISO 105 x 12 Wet/Dry	EN 1021 - 1&2 NFP 92-503/504/505 M1 NF D 60-013 AM18 BS 7176 BS 5852 Crib 5 DIN 4102 B1 EN 13501	STANDARD 100 by OEKO-TEX® 100% recycled fabric Low emission of VOC
<b>Step Step Melange</b> Cat. B	100% trevira® CS	470 g/m <sup>2</sup> (15.16 oz / lin yd)	100 000 EN ISO 12947-2	5-7 EN ISO 105-B02	4-5 EN ISO 105 x 12 Wet/Dry	EN 1021 - 1&2 NFP 92-503/504/505 M1 NF D 60-013 AM18 BS 7176 BS 5852 Crib 5 DIN 4102 B1 EN 13501	STANDARD 100 by OEKO-TEX® EU Ecolabel Non-metallic dyestuffs Low emission of VOC
<b>Secret</b> Cat. C	76% PVC - 22% PES - 2% PU Antibacterial protection	540 g/ml (lm) ±10 g/m <sup>2</sup>	60 000 EN ISO 5470-2	6-7 EN ISO 105-B02	5-5 EN ISO 105 x 12 Wet/Dry	EN 1021 - 1&2 BS 5852 1&2 UNI 9175 class 1IM TB 117:2013	Phthalate-free
<b>Fenice</b> Cat. D	75% wool 25% PA	335 g/m <sup>2</sup> ±7% 500 g/ml (lm) ±7%	100 000 ±20% EN ISO 5470-2	6 ±1% EN ISO 105-B02	4-5 EN ISO 105 x 12 Wet/Dry	EN 1021 - 1&2 BS 5852 Crib 5 CLASS 1 IM CALIFORNIA TB 117	Recyclable fabric
<b>Vogue</b> Cat. D	100% polyester trevira CS	700 g/ml (lm) 500 g/m <sup>2</sup>	200 000 EN ISO 12947-2	6 EN ISO 105-B02	4-5 EN ISO 105 x 12 Wet/Dry	EN 1021 - 1&2 NFP 92-501-7 M1 NF D 60-013 AM18 BS 7176 BS 5852 Crib 5 DIN 4102 B1 CA UNI 9174 UNI 8456 CALIFORNIA TB 117 IMO for upholstery Part 8	STANDARD 100 by OEKO-TEX®

# Index



<b>A</b>	Accessories for rails	121 - 123 - 129	<b>L</b>	LEON	218
	ALTER	222		LINE	256
	ANTHRA+	249		Lockers	136 - 140 - 152 - 272
	ARIAL desks	106		LUCIE	202
	ARIAL meeting table	168		LUCIEN	123
	ARIV	144		LUTZ 2	92
	ARMAND	140	<b>M</b>	MANHATTAN	213
	ATTITUD	211		MARGOT	28
	AXEL 2	86		MARTIN	180
<b>B</b>	Bench seats	22 - 28 - 184		MEETING+	248
	Bench units	54 - 55		Meeting accessories	273
	Benches	153 - 196		Melamine pedestals	130 - 133
	BIP	34		MELINA	130
<b>C</b>	Cable management	280 - 281		Metal pedestals	134
	Cable troughs	281		MIA	223
	CAMILLE	136		Mobile desks	92 - 106
	Chairs - 24H Pro	226		Modesty panels	281
	Chairs - Draughtsman	216 - 220 - 227		MODULO	164
	Chairs - Multi-purpose	227		MOKA	70
	Chairs - Polyurethane	227	<b>N</b>	NAVERT	146
	CHATBOX	184		Noticeboards	273
	CHEST	39	<b>O</b>	Office accessories	273
	CLARA	201		Open storage box	133
	COACH ERGO	214		OPUS	215
	Coat stands - Coat pegs	272		OSCAR	220
	Computer workstations	277	<b>P</b>	PING	178
	CONNECT	100		Plain cable ports	278
	CPU holders	277		Power management solutions	279
<b>D</b>	Decorative plants	268	<b>R</b>	Reception counters	42 - 48
	Desk lamps	266		Recycling bins	270
	Desktop screens	116 - 122 - 123		RIO	74
<b>E</b>	Easel	273		ROBIN desks	96
	Economy melamine pedestals	133		ROBIN executive desks	78
	ELIOTT	216		ROBIN meeting tables	174
	ELOISE	194		ROMY	236
	ELTON	212 - 234		ROSALIE bench units	55
	E-MEETING	176		ROSALIE chairs	246
	EMI chairs	240	<b>S</b>	SCOTT	244
	EMI table	192		Self-assembly cupboards	148
	EVASION chairs	250		SEVEN	210
	EVASION bench units	54		Shelving	150 - 151
	EVASION tables	198		Socket outlets	279
<b>F</b>	Filing cabinets	148		Sofas	22 - 28 - 38 - 39
	Flatscreen monitor arms	274		SOFIA	252
	Flip-top tables	188		SOLANGE	116
	Floor lamps	267		SOSI bench units	55
	Footrest	273		SPOON	260
	FORSTYL	114		Stools	246 - 250 - 252 - 254 - 258 - 260 - 261
	Free-standing screens	116 - 122	<b>T</b>	Tables - Easy-access tables	191
<b>G</b>	GALWAY	38		Tables - Folding	193
	GELATI	258		Tables - Low tables	40
	GEO	249		Tables - Multi-purpose tables	190
	GLOBE XXL	226		Tables - Outdoor	202 - 203
	GRETA	48		Tambour door cupboards	144 - 146
	GUEST	42		TARA	254
	GUSTAVE	128		TIC	261
<b>H</b>	HARLY	213		TOM	224
	Home office	82 - 92 - 220 - 234		Top access modules	279
	HOMERE	82		TOWER pedestals	128
<b>I</b>	IDOL	110		TWINS	122
	INVENTIV	232	<b>W</b>	Waste bins	273
	IRIS	203		Whiteboards	273
	ISABEL	230	<b>Z</b>	ZELIE	22
<b>J</b>	JAMES	126			
<b>K</b>	KARA	64			
	KARL	60 - 158			
	Keyboard tray	277			







Furniture available from stock  
Quick delivery & installation  
[eol-group.net](http://eol-group.net)