

Axel 2 Executive

THE DESK DESIGNED TO LEAD



EUROPEAN
OFFICE
FURNITURE
MANUFACTURER



Axel 2 Executive

The desk designed to lead

The AXEL 2 Executive desk is designed for those who set the tone, bringing together refined aesthetics and exceptional performance in a single, commanding piece.

Its contrasting finish and soft, rounded lines draw from a world of inspiring residential interiors, giving the desk a contemporary presence where the craftsmanship speaks for itself.

With electric height adjustment, it adapts effortlessly to the rhythm of the day, supporting the clarity, composure, and freedom of movement that effective leadership demands.

Building on the success of its sit-stand desks and tables, the AXEL 2 range now steps into Executive territory, where elegance and ergonomics come together at the highest level.





ELEGANT DESIGN INSPIRED BY RESIDENTIAL INTERIORS

Designed by EOL, AXEL 2 Executive desks assert a distinctive contemporary identity inspired by premium residential design. Rounded lines combined with refined dual-tone finishes create a visually light, harmonious, and sophisticated ensemble.

ATTITUD executive chairs
KARL bookcases



SOLUTIONS TAILORED FOR EXECUTIVE SPACES

The AXEL 2 Executive pairs a sit-stand desk with a coordinated storage unit, creating a workspace that is as functional as it is cohesive. The storage unit, available in two configurations, has been purpose-built for executive environments and integrates naturally with the desk. Three dual-tone finishes are offered, with optional additions including a decorative leg panel for cable routing and a modesty panel for a more refined, private feel.

MARGOT lounge seats
SUZY low tables



PERFORMANCE & WELL-BEING:

- › Prolonged periods of sitting take a real toll on both health and performance, something no organisation can afford to overlook.
- › The AXEL 2 height-adjustable desk makes it easy to move between sitting and standing throughout the day, reducing sedentary habits and supporting the focus, energy, and well-being that sustained performance requires.
- › For companies serious about creating healthier, more dynamic workplaces, the AXEL 2 sit-stand range offers a straightforward and effective answer.

Discover our tips for maintaining proper posture at your desk:
www.eol-group.net/en/products/benefits-of-sit-stand-desk



Style et design

- › Conceived by the EOL Design Studio, the AXEL 2 Executive draws its identity from contemporary lines inspired by the world of high-end residential interiors.
- › Its dual-tone finishes bring warmth and contrast to the overall aesthetic.
- › Subtle details and carefully considered finishing touches reflect the level of craft and attention that goes into every aspect of its design.

Seamless & discreet cable management

- › An integrated connection unit built into the desktop ensures easy, direct access to power and connectivity.
- › Optimised cable management ensures maximum discretion and a clean workspace.

Elegant & functional storage

- › Thoughtfully designed to keep documents and personal belongings accessible yet secure.
- › Available in two configurations:
 - 3-drawer unit
 - 2 open niches with a lockable door
- › Designed to integrate naturally with the desk leg, combining a seamless aesthetic with effortless day-to-day access.



 **Configuration ideas**

 **Options**



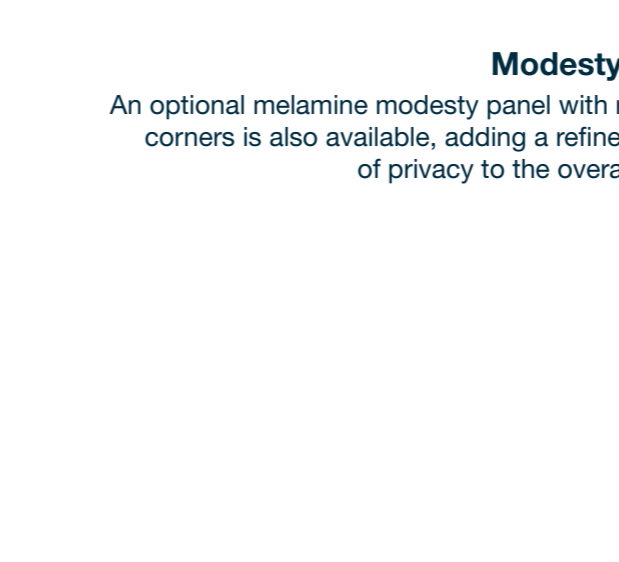
◀ **Meet and share ideas**



◀ **Decorative leg panel**
A dual-tone melamine panel, coordinated with the storage unit, wraps the desk leg in a refined and cohesive finish.



▶ **Sit comfortably to focus**



▶ **Modesty panel**
An optional melamine modesty panel with rounded corners is also available, adding a refined sense of privacy to the overall piece.



◀ **Switching to a standing position keeps energy levels up and sharpens performance throughout the day**



◀ **Monitor arms**
For greater ergonomic flexibility, a single or dual monitor arm can be added, fitting directly into the pre-drilled opening in the desktop.



Residential-inspired design

Rounded lines and a play of dual-tone finishes.



High-performance motorised system

- Dual motor system
- Height adjustment from 65 to 130 cm
- Fast lifting speed
- Integrated anti-collision system
- Memory control panel with USB A & C charging ports



Easy connectivity

Integrated dual power outlet module for quick and effortless access.



Secure storage with premium finishes

- Lockable door and drawer
- Elegant handles
- Soft-close mechanism



Complete & discreet cable management

a fully optimised cable run extending through to the storage unit, with a hinged cable tray to neatly house the connection unit and cables out of sight.



Storage available in 2 configurations

Choose between a 2-niche or 3-drawer configuration to suit your needs, for a workspace that stays ordered and uncluttered.



Axel 2 Executive

TECHNICAL CHARACTERISTICS




EUROPEAN
OFFICE
FURNITURE
MANUFACTURER



High-performance motorised system

- Dual motor (height adjustable from 65 to 130 cm)
- High lifting speed
- Intuitive and stylish control unit
- Memory positions + USB charging ports (A+C)
- Integrated anti-collision system




Customisable

- Decorative melamine casing
- Options: melamine modesty panel and monitor arm

Fully integrated connectivity

- Direct desktop connection
- Horizontal and vertical electrification



Storage unit


- Available in 2 versions
- Secure storage
- Soft-closing doors and drawers
- Profiled aluminium handles

Worktops



Melamine


- › Melamine-covered particle board panels, thk 25 mm, with an anti-reflective coating on both sides
- › Panel density Thk 25 mm: 600 to 670 kg/m³
- › Flat edge banding (2 mm thick) made from a strip of glued ABS, with rounded edges
- › Edge banding in same finish as worktop




Panels sourced from sustainably managed forests - **PEFC**

- › Panels have a fire-resistance rating of M3 (combustible, moderately flammable) as per standard **NF EN 13501-1**
- › Panels have a **formaldehyde emissions rating of E05**, with a maximum of 0.062 mg/m³ or a limit of 0.05 ppm and comply with standard **NF EN 717**
- › Melamine panels have an **antibacterial surface** that meets standard **ISO 22196**
- › 68% on average from recycled materials (pre- and post-consumer)
- › 100% recyclable

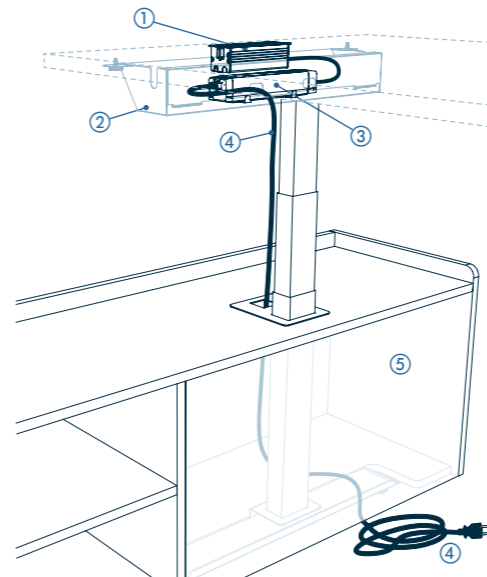
Connectivity and electrification (included)



- › **Worktops fitted with a 2-socket direct-connection power module** and pre-drilled ø 80 mm hole for installing a monitor arm (optional accessory). Side cut-out for socket power module: W. 166.5 x D. 58.5 mm.







- › **Tilting metal cable tray positioned under the 2-socket power module** (see description in the Structure & Frame section).
- › **Cable tray designed to hold a power strip** to connect the 2-socket power module, the desk's power cable and a monitor.
- › **5 m power cable** with cable routing along the leg and through the cabinet (cable outlet beneath the unit)



Cable routing

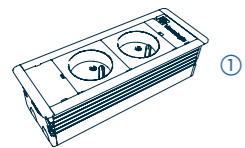
- 1 Direct-connection 2-socket unit
- 2 Tilting cable tray
- 3 Power strip
- 4 Power cable (outlet beneath the unit)
- 5 Removable front panel providing access to the leg and cable

Power strips and cables available in several versions :

-  FR - Type E
-  EU - Type F (Shuko)
-  CH - Type J
-  UK / IE - Type G

/! See assembly instructions for all connections.

Connectivity - Technical information

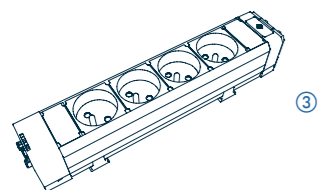


Direct-connection 2-socket unit

- › Black injection-moulded ABS with grey anodised aluminium trim
- › Dimensions: W. 176 x H. 52.5 x D. 66 mm (all versions)
- › GST connector output L. 500 mm

Specifications:

Rated voltage: 220-250 V AC, 50 Hz
 Rated current: 16A (10A for CH sockets and 13A for UK sockets)



4-socket power strip (3 sockets for CH version)

- › Black injection-moulded ABS
- › Dimensions: W. 272 x D. 52 x H. 48 mm (FR Type E and EU Type F Schuko versions)
- › Available in UK version – W. 310 x D. 52 x H. 48 mm
- › Available in CH version (3 sockets) – W. 229.4 x D. 52.4 x H. 43.7 mm
- › GST connector input and output

Specifications:

› Socket:
 Rated voltage: 220-250 V AC, 50 Hz
 Rated current: 16A (10A for CH sockets)



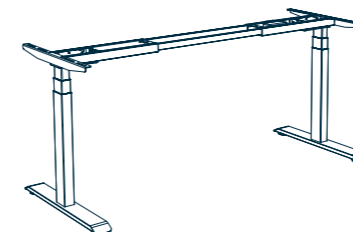
5 m power cable

- › Black plastic
- › Connectors: GST 18/3 female and mains plug CEE 7/7 (FR Type E + EU Type F Schuko)
- › Also available in UK version with BS 1363 plug (Type G) and CH version with SEV 1011 T12 plug (Type J)
- › Nominal conductor cross-section: 1.5 mm² (1 mm² for CH version)
- › IP rating: IP20
- › Cable type: H05VV-F

Specifications:

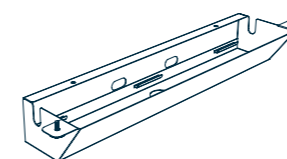
Rated voltage: 250 V
 Rated impulse voltage: 4 kV
 Rated current: 16A
 Max. cable diameter: 8.3 mm

Structure and legs / Cable tray



Structure and legs

- › Structure with 2 centrally positioned legs:
 - Rectangular-section metal uprights, 80 x 50 / 75 x 45 / 70 x 40 mm (3 telescopic shafts)
 - 2 base pieces, W. 700 x 80 mm, with curved ends and stabiliser feet (adjustment range 20 mm)
- › 1 structural telescopic metal frame, adjustable from 1075 to 1800 mm
- › 2 upper crossbeams made from tubular steel, W. 600 x H. 40 mm



Tilting cable tray

- › Stores the extension lead and all cables
- › Metal sheet, thickness 1.0 mm, perforated for cable routing
- › Secured with threaded inserts with knurled knobs, tilts without tools.
- › Colour-matched to the desk leg
- › Useful cable tray dimensions: W. 600 x H. 85 x D. 150 mm



Finishes

- › Smooth epoxy powder finish in a choice of 2 colours:
 White (RAL 9010) or Black (RAL 9005)

Attachment of the structure to the worktop

- › Secured using metal inserts and screws for easy assembly and dismantling
- › Excellent level of tensile strength (140 kg per insert under test conditions)

Adjustment system



- › **Electric height-adjustment system:**
 - Height adjustment from 650 to 1300 mm (including worktop, thk 25 mm)
- › **1 motor in each leg upright:**
 - Lift speed: 50 mm/sec
 - Thrust force per upright: 1000 N
 - Max. load per worktop: 150 kg
 - Noise level: < 45 dB
- › **Power supply unit:**
 - 200-240 V, 50/60 Hz, 2.5 A Class II with a 3.5 m power cable
 - Supplied with either an EU or a UK plug
 - Max. power consumption during operation: 200 W, standby power consumption: 0.5 W



- › **Control unit (see User Manual for full details):**
 - LCD digital display with scrolling menu for accessing the various settings:
 - 1) Alarm for scheduling reminders to change position (5-minute increments)
 - 2) Saved positions: Up to 4 users, each with 2 positions (sitting and standing)
 - 3) Language (the factory setting is English): Choice of 9 languages (English, French, Chinese, German, Dutch, Italian, Spanish, Polish and Romanian)
 - 4) Height limit: Option for setting a maximum or minimum height
 - 5) Child lock: Disables the control unit
 - 6) Lighting effect: Enable/disable the lighting effect
 - 7) More: QR code pointing to the control unit documentation (installation manual, user manual), and other settings (toggle between inches/cm, adjust the sensitivity of the anti-collision sensor, define the minimum height to display on the screen, toggle between automatic/manual saving of positions)
 - 8) Hard reset: Can be used to reset the system if the desk is not working correctly. After resetting the system, the factory settings are restored and the desk must be re-initialised.
- (Re)-initialisation: Press and hold “V” until the desk is in the lowest position. Release the button, then press and hold “V” again until you hear a beep. Follow the instruction displayed on the screen: press and hold “V” for 5 seconds until you hear a second beep. This confirms successful re-initialisation.
- The control unit has USB chargers 18 W (A & C) on the side
 - The control panel must be mounted under the worktop, on the same side as the storage unit



- ① Menu
- ② Up
- ③ Settings
- ④ Memory for sit/stand position
- ⑤ Down
- ⑥ Return
- ⑦ USB ports A + C

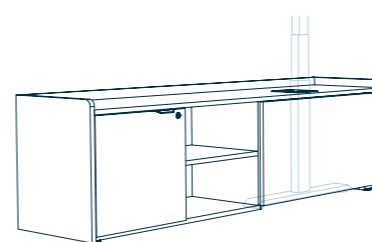
!/\ For the system to work correctly, all of the components must be installed. If the system is not working correctly, please contact us.

Storage units / Decorative leg panel



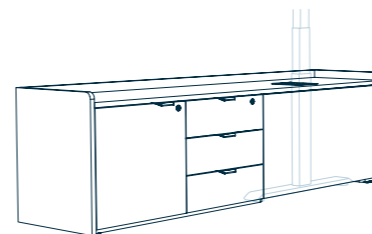
Melamine

- › Melamine-covered particle board panels, thk 19 mm, with an anti-reflective coating on both sides
- › Panel density: 620 to 690 kg/m³
- › Flat edge banding (2 mm thick) made from a strip of glued ABS, with rounded edges
- › Edge banding in same finish as worktop
- › Restricted two-tone finishes: Body in a plain finish (Linen N5 or Black R9) with top coordinated with the worktop colour (see Shade Card)
- › **Black R9:** MDF panels (density 695 kg/m³) covered with melamine and a PerfectSense lacquer coating on one side (multiple layers of transparent lacquer), in a matt finish and featuring a silky surface with finger-mark resistant properties



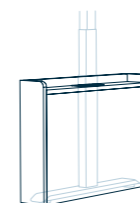
Storage units

- › Storage unit integrating the leg and the power cable routing (matching metal cover around the leg)
- › Unit body with rounded upper corners R. 25 mm
- › 2 versions available:
 - 1 lockable door + 2 open compartments (1 fixed shelf in the centre) + 1 removable front panel
 - 1 lockable door + 3 drawers (including 1 lockable) + 1 removable front panel



Details:

- › Lockable door with soft-closing hinges for smooth closing (Internal usable dimensions: W. 440 x H. 450 x D. 410 mm)
- › 3 drawers mounted on concealed soft-closing runners, including 1 lockable top drawer
- › Drawer sides and bottoms in melamine, linen or black finish depending on the model
- › Full-extension drawers
- › Load capacity: 30 kg per drawer
- › Useful dimensions per drawer: W. 385 x H. 90 x D. 370 mm
- › Chrome-finish lock
- › Door lock and the lockable drawer each supplied with 2 black ABS capped keys, including 1 folding key with a common key system
- › Master key available on request (ref. 3636792)
- › Profiled aluminium handles with matte anodised finish
- › Removable front panel, clip-mounted on pins providing access to the leg and cable outlet beneath the unit
- › Unit delivered assembled and fitted with levelling feet (adjustment range 15 mm)
- › Unit can be positioned to the right or left of the user (selected when ordering)
- › Worktop overhang: 120 mm
- › Overall unit dimensions:
 - W. 1800 x H. 540 / Top H. 502 x D. 450 mm
- › Floor footprint with desk: W. 2120 x D. 1800 mm



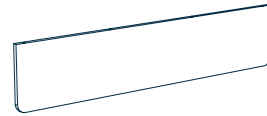
Decorative leg panel

- › Conceals the opposite desk leg (matching metal cover around the leg)
- › Leg panel supplied assembled
- › Leg panel dimensions: W. 748 x H. 540 / Top 502 x D. 140 mm

!/\ See assembly instructions to integrate the leg into the storage unit and decorative leg panel.

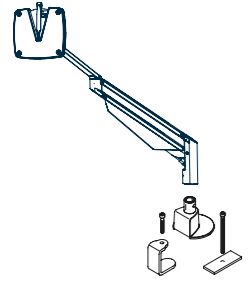
Options

Desks only



Melamine modesty panel

- › Particleboard panels with melamine finish, thickness 19 mm, rounded corners
- › Fixed by inserts under the worktop
- › Positioned 300 mm inset on the visitor side (Usable space on the user side: 581 mm)
- › Overall dimensions: W. 1300 x H. 280 x thickness 19 mm



Technical flatscreen monitor arms

- › Materials: Steel - Polished aluminium - ABS
- › Maximum load: Compatible with 95% of monitors (up to 7 kg per arm/screen)
- › VESA bracket size: Standard - 100 mm x 100 mm and 75 mm x 75 mm. Easy to mount/dismount.
- › Maximum recommended screen size: 27 inches
- › Monitor arms with gas-spring mechanism
- › Cable management: Integrated ABS cover to conceal cables

Adjustments:

- › Range: 283 mm (one-part arm) or 433 mm (two-part arm)
- › Smooth, precise adjustments
- › Pivots 360°, with an adjustable stop at 180°
- › The pivot function allows the monitor to be used in portrait or landscape format

Fastening (for 1 or 2 screens):

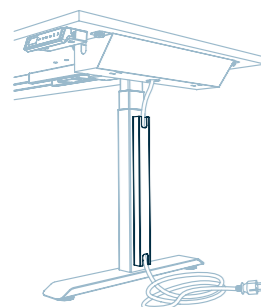
- › “3-in-1” mount: clamp mount for worktops of thickness 10 to 50 mm (clamping depth 25 mm) or grommet mount(through a hole or cable port)
- › Clamp mount for worktops of thickness 13 to 35 mm (clamping depth 65 mm); compatible with SOLANGE desktop screens

Design:

- › Modular system: Sold as sets or individual items to facilitate changes in configuration: from 1 screen to 2 screens, or from a one-part arm to a two-part arm.

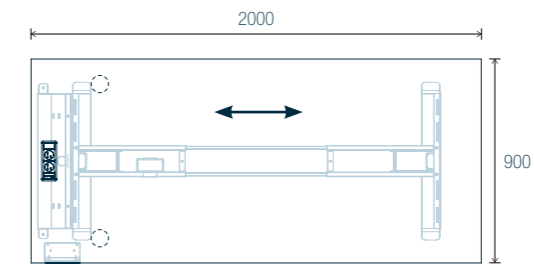
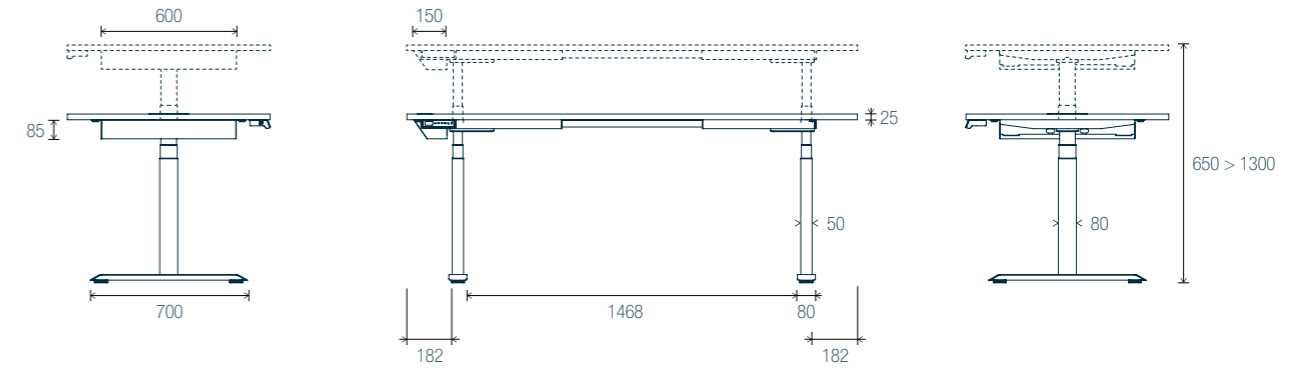
Cleaning:

Clean surfaces using a non-abrasive liquid detergent and water. Wipe gently with a soft cloth to remove dirt and stains. Dry surfaces carefully using a soft dry cloth.

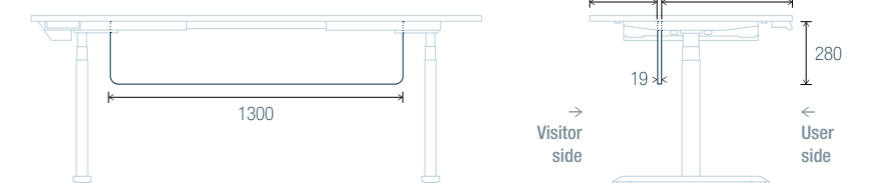


Magnetic cable channel (for desk without storage unit)

- › Steel sheet thickness 1.5 mm, epoxy powder-coated finish
- › Routes cable along the desk leg
- › Installation: Attaches magnetically to lower column of the leg
- › Dimensions: H. 470 x W. 50 x D. 25 mm
- › Finishes matching the frame colour: White (SO) or Black (SG)



Optional modesty panel

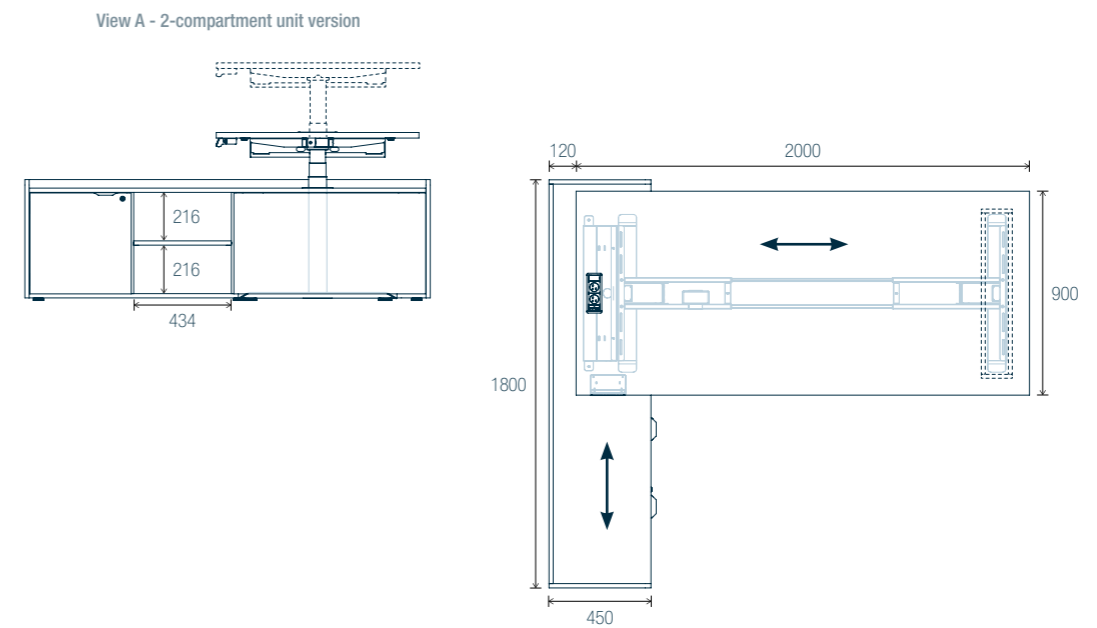
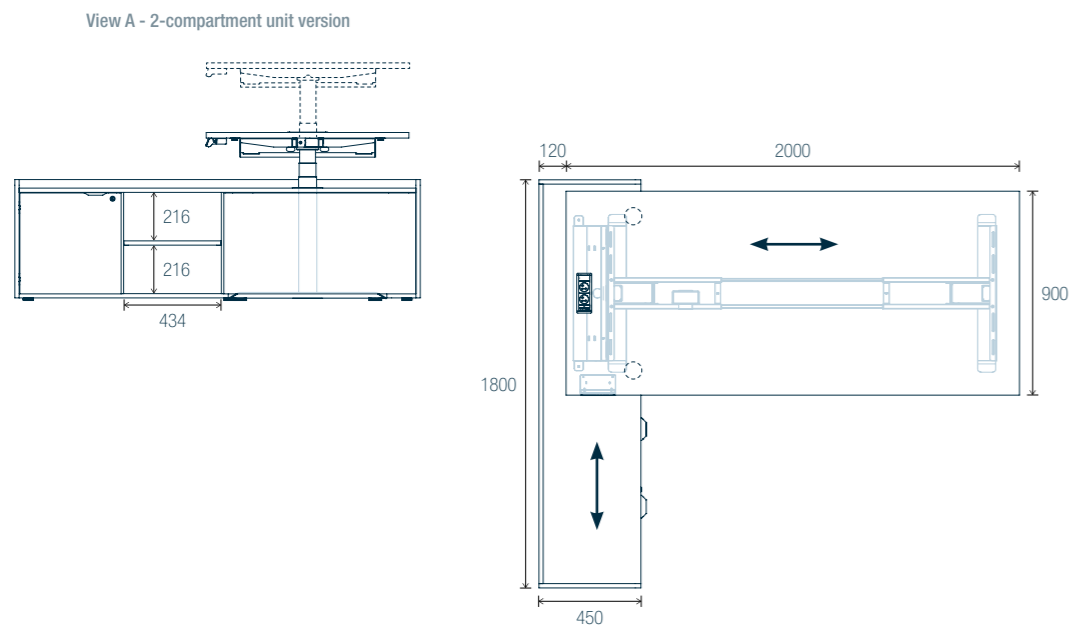
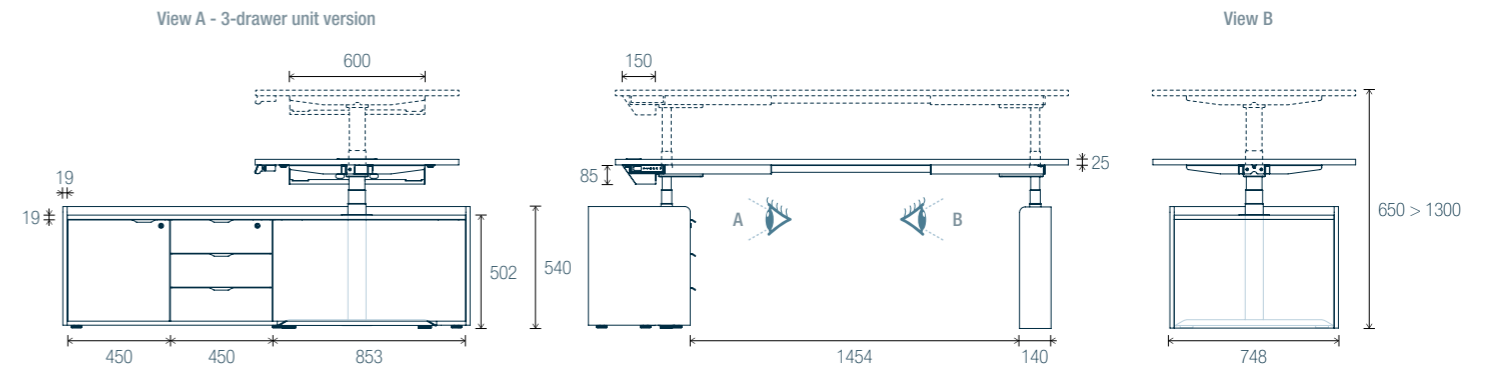
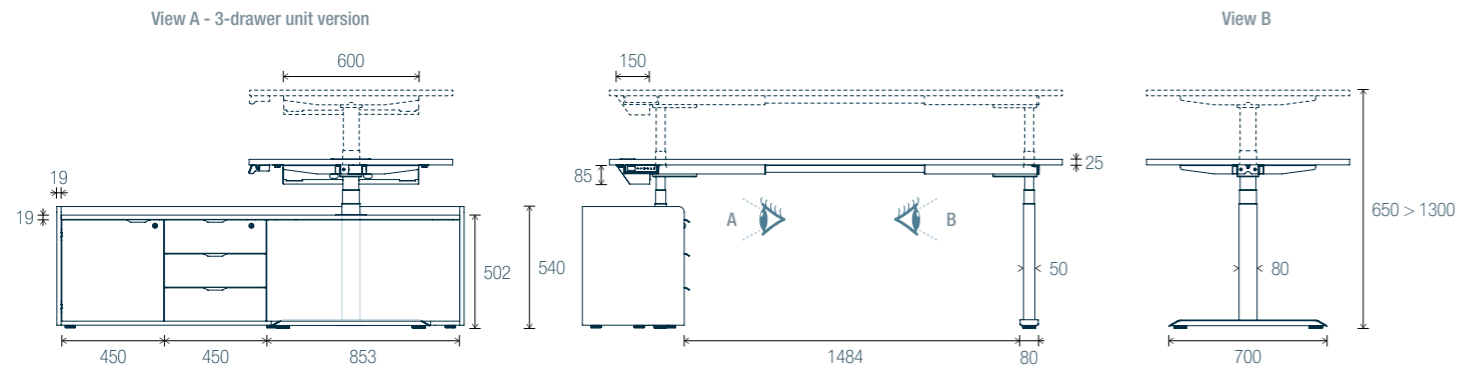




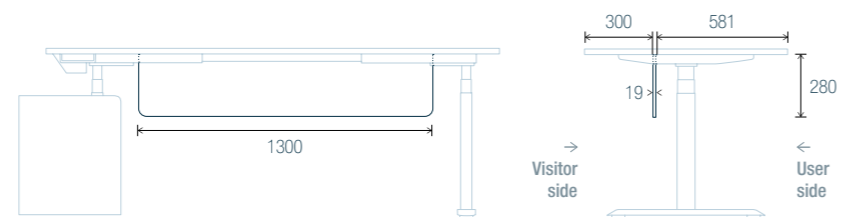
Overview

Desks with unit

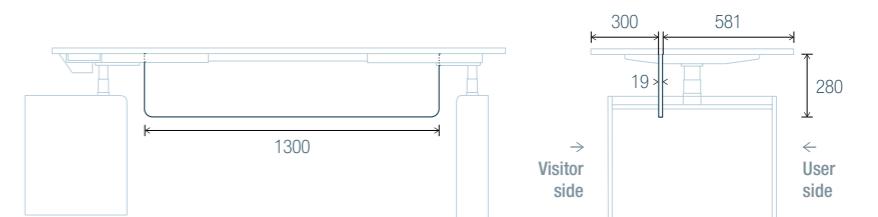
Desks with unit and decorative panel



Optional modesty panel



Optional modesty panel



↔ Direction of wood grain

↔ Direction of wood grain




Shade card

Desks only


Melamine / Metal

Worktops / Piétements et goulottes




R1
Natural oak

SO
White



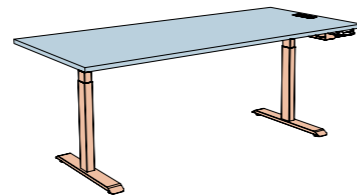
R1
Natural oak

SG
Black



N6
Dark walnut

SG
Black




- Worktops
- Legs (cable trough in matching finish)

Desks with unit or with unit and decorative panel

Melamine / Metal / Melamine

Worktops / Legs and cable tray / Shell, fronts for unit and decorative panel



R1
Natural oak

SO
White


N5
Linen



R1
Natural oak

SG
Black

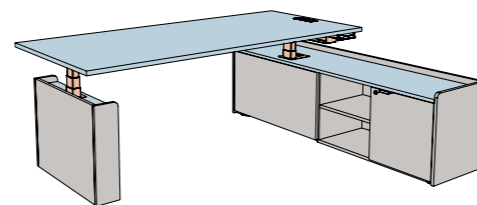
R9*
Black PerfectSense*



N6
Dark walnut

SG
Black

R9*
Black PerfectSense*



- Worktops (Storage unit top and leg panel finished to match the worktop colour)
- Legs (cable trough in matching finish)
- Storage unit body, drawer fronts and leg panel

*Black R9 PerfectSense :



Velvet touch



Fingerprint-proof



Technical data sheet

Wood - Worktops, units and decorative panel

	MELAMINE	
	Thick 25 mm	Thick 19 mm
	Worktops	Units, decorative panels and modesty panel
Double-sided anti-reflective coating	✓	✓*
Finishes	All	All
Shock-resistant, with rounded edges ⁽¹⁾	✓	✓
Antibacterial	✓	✓
Density ⁽²⁾	600 > 670 kg/m ³	620 > 690 kg/m ³
PEFC (sourced from sustainably managed forests)	✓	✓
E05 certified (compliant with standard NF EN 717)	✓	✓
Fire rating (compliant with standard EN 13501-1)	Rating M3 (EUROCLASS D-S2, d0) for all finishes.	
Average % from recycled materials (pre- and post-consumer)	68 %	
% recyclability	100%	
Cleaning	Wipe with a damp cloth and soapy water. Do not use abrasive products or detergents.	

*Black R9 finish : covered with melamine and a PerfectSense lacquer coating on one side

⁽¹⁾ Edge banding in matching finish to worktops - ABS edge banding thk 2 mm

⁽²⁾ Density: Tolerance +/- 10%


**Made
in France**



Worktops, storage units & decorative leg panels are manufactured in France, in our Normandy factories



PEFC is the world's leading forest certification system and largest source of eco-certified forest products.



An **E05 rating** corresponds to a maximum of 0.062 mg/m³ or a limit of 0.05 ppm and comply with **standard NF EN 717-2** and is the most stringent of the ratings authorised in France for furniture and construction materials



Antibacterial surface. Guaranteed on all melamine worktops except MK Black velvet finish



All the components of the desk (top, structure & legs, motor, power supply unit & control unit) units and decorative panels are **guaranteed for 10 years**



Power management are **guaranteed for 2 years**



Motorised desks (specifically individual desks with worktops D. 80 cm / D. 90 cm, without castors and Bench Desks with 2 x D. 80 cm worktops) comply with the **European standard EN 527 1/2** which sets the dimensions and requirements for safety, resistance and durability of office desks.



78% of this range is made from **recycled materials**
Axel 2 Executive is a **fully recyclable** range

Height-adjustable desk with a high-performance dual motor system.

Main worktop W. 200 x D. 90 cm fitted with a 2-socket direct connection power module unit on the desktop edge and pre-drilled ø 80 mm opening for an optional monitor arm.

Full connectivity and cable management included (2-socket connection unit linked to a 4-port power unit + 5 m output cable - hinged cable tray).

Fixed return unit integrating the desk leg and cable run.

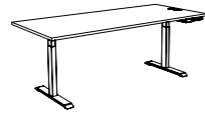
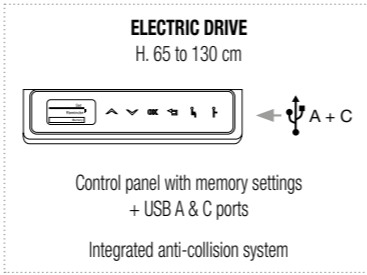
- Available in 2 configurations: 1 lockable door + 2 open niches, or 3 drawers (1 lockable) + 1 removable panel for leg access.

- Soft-close mechanism on door and drawers. Anodised matt aluminium profile handles.

- Storage unit supplied pre-assembled (Overall dim. W. 180 x H. 54 x D. 45 cm). Can be positioned to the left or right of the user (specified at time of order).

- Overall desk footprint with return unit: W. 212 cm x D. 180 cm

Option to add a modesty panel (sold separately).



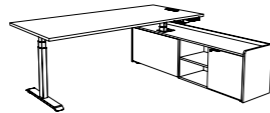
Desks W. 200 x D. 90 cm

Usable workspace on the user side: 146.8 cm (between the two legs).

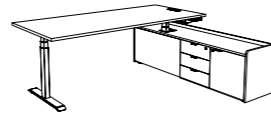
Ref.	Price excl. tax
1 532 618 + #1	£ 1 255

UK/Ireland sockets Type G

WITH 1-DOOR + 2-NICHE UNIT
+ 1 REMOVABLE PANEL



WITH 1-DOOR + 3-DRAWER UNIT (1 LOCKABLE)
+ 1 REMOVABLE PANEL



Desks W. 200 x D. 90 cm with storage unit - D. 180 cm

Usable workspace on the user side: 148.4 cm (between unit and leg)

Ref.	Price excl. tax	Ref.	Price excl. tax
1 532 619 + #2	£ 2 335	1 532 621 + #2	£ 2 730

Unit on the left

UK/Ireland sockets Type G

1 532 620 + #2	£ 2 335	1 532 622 + #2	£ 2 730
----------------	---------	----------------	---------

Unit on the right

UK/Ireland sockets Type G

Desks W. 200 x D. 90 cm with storage unit and decorative leg panel - D. 180 cm

Melamine decorative leg panel supplied pre-assembled, coordinated with the storage unit. Overall dim. W. 74.8 x H. 54 x D. 14 cm.

Usable workspace on the user side: 145.4 cm (between the storage unit and the leg panel).

Ref.	Price excl. tax	Ref.	Price excl. tax
1 532 623 + #2	£ 2 775	1 532 625 + #2	£ 3 170

Unit on the left

UK/Ireland sockets Type G

1 532 624 + #2	£ 2 775	1 532 626 + #2	£ 3 170
----------------	---------	----------------	---------

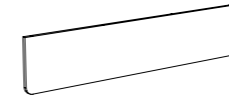
Unit on the right

UK/Ireland sockets Type G

Options

MELAMINE MODESTY PANELS H. 28 CM

Positioned 30 cm inset on the visitor side. Usable space on the user side: 58.1 cm
Fixing using threaded inserts.



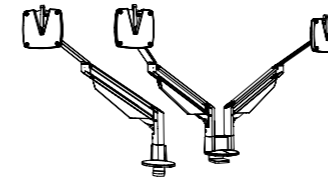
W. 130 cm

6 478 198 + #

£ 95

MONITOR ARM

3-joint monitor arm with gas springs - Desk mounting via clamp or post through pre-drilled ø 80 mm pre-drilled openings.
For screens up to 27 inches - 360° rotation - Maximum load: 7 kg per arm - Reach: 43.3 cm
Clamp depth: 25 mm.



Single arm

6 445 074 + #

£ 394

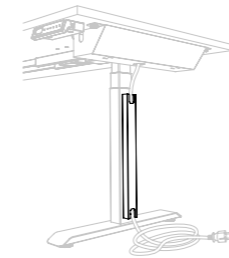
Double arm

6 445 075 + #

£ 693

MAGNETIC CABLE CHANNEL H. 47 CM (FOR DESK WITHOUT STORAGE UNIT)

Attaches magnetically along the lower leg column to guide the output cable



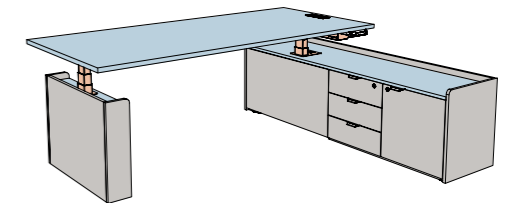
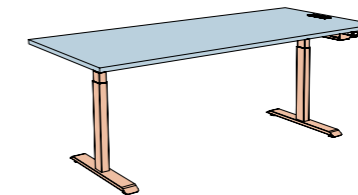
Per unit

1 678 013 + #

£ 45

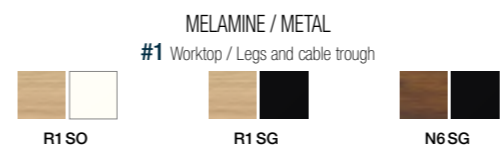
How to place your order

- Worktops (Storage unit top and leg panel finished to match the worktop colour)
- Legs (cable trough in matching finish)
- Storage unit body, drawer fronts and leg panel

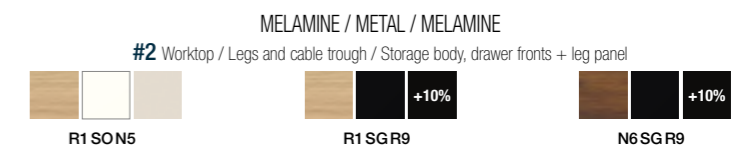


Shade card

Desks without storage



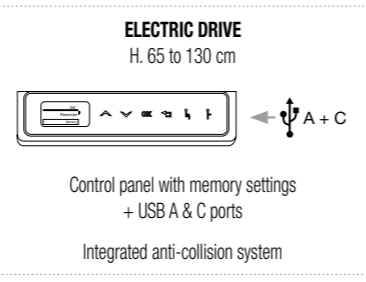
Desks with storage / decorative panel



AXEL 2 Executive NEW



Height-adjustable desk with a high-performance dual motor system.
 Main worktop W. 200 x D. 90 cm fitted with a 2-socket direct connection power module unit on the desktop edge and pre-drilled ø 80 mm opening for an optional monitor arm.
 Full connectivity and cable management included (2-socket connection unit linked to a 4-port power unit + 5 m output cable - hinged cable tray).
 Fixed return unit integrating the desk leg and cable run.
 - Available in 2 configurations: 1 lockable door + 2 open niches, or 3 drawers (1 lockable) + 1 removable panel for leg access.
 - Soft-close mechanism on door and drawers. Anodised matt aluminium profile handles.
 - Storage unit supplied pre-assembled (Overall dim. W. 180 x H. 54 x D. 45 cm). Can be positioned to the left or right of the user (specified at time of order).
 - Overall desk footprint with return unit: W. 212 cm x D. 180 cm
 Option to add a modesty panel (sold separately).



Desks W. 200 x D. 90 cm

Usable workspace on the user side: 146.8 cm (between the two legs).

	Ref.	Price excl. tax
UK/Ireland sockets Type G	1 532 618 + #1	€ 1 430
WITH 1-DOOR + 2-NICHE UNIT + 1 REMOVABLE PANEL		
WITH 1-DOOR + 3-DRAWER UNIT (1 LOCKABLE) + 1 REMOVABLE PANEL		

Desks W. 200 x D. 90 cm with storage unit - D. 180 cm

Usable workspace on the user side: 148.4 cm (between unit and leg)

	Ref.	Price excl. tax	Ref.	Price excl. tax
Unit on the left	1 532 619 + #2	€ 2 660	1 532 621 + #2	€ 3 100
Unit on the right	1 532 620 + #2	€ 2 660	1 532 622 + #2	€ 3 100

Desks W. 200 x D. 90 cm with storage unit and decorative leg panel - D. 180 cm

Melamine decorative leg panel supplied pre-assembled, coordinated with the storage unit. Overall dim. W. 74.8 x H. 54 x D. 14 cm.
 Usable workspace on the user side: 145.4 cm (between the storage unit and the leg panel).

	Ref.	Price excl. tax	Ref.	Price excl. tax
Unit on the left	1 532 623 + #2	€ 3 160	1 532 625 + #2	€ 3 600
Unit on the right	1 532 624 + #2	€ 3 160	1 532 626 + #2	€ 3 600

Options

MELAMINE MODESTY PANELS H. 28 CM
 Positioned 30 cm inset on the visitor side. Usable space on the user side: 58.1 cm
 Fixing using threaded inserts.

	Ref.	Price excl. tax
N5 R1 N6 R9 +10%	W. 130 cm 6 478 198 + #	€ 109

MONITOR ARM

3-joint monitor arm with gas springs - Desk mounting via clamp or post through pre-drilled ø 80 mm pre-drilled openings.
 For screens up to 27 inches - 360° rotation - Maximum load: 7 kg per arm - Reach: 43.3 cm
 Clamp depth: 25 mm.

	Ref.	Price excl. tax
SO SG	Single arm 6 445 074 + #	€ 448
	Double arm 6 445 075 + #	€ 788

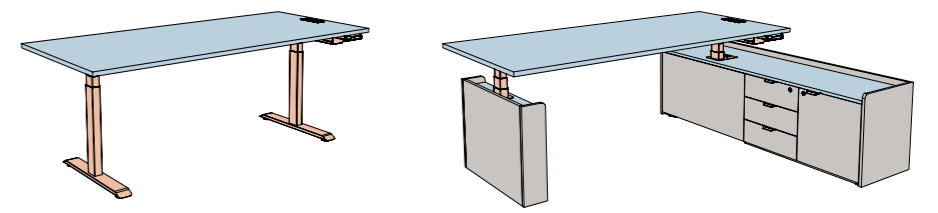
MAGNETIC CABLE CHANNEL H. 47 CM (FOR DESK WITHOUT STORAGE UNIT)

Attaches magnetically along the lower leg column to guide the output cable

	Ref.	Price excl. tax
SO SG	Per unit 1 678 013 + #	€ 52

How to place your order

- Worktops (Storage unit top and leg panel finished to match the worktop colour)
- Legs (cable trough in matching finish)
- Storage unit body, drawer fronts and leg panel



Shade card

Desks without storage			Desks with storage / decorative panel		
MELAMINE / METAL			MELAMINE / METAL / MELAMINE		
#1 Worktop / Legs and cable trough			#2 Worktop / Legs and cable trough / Storage body, drawer fronts + leg panel		
R1 SO	R1 SG	N6 SG	R1 SON5	R1 SGR9	N6 SGR9



EUROPEAN
OFFICE
FURNITURE
MANUFACTURER



PARIS

1 rue des Céréales - Bât 112 - 93200 SAINT DENIS - Tel : +33 (0)1 49 35 60 00

BRUXELLES

81, Chaussée de Nivelles - 1420 BRAINE-L'ALLEUD - Tel : +32 (0)2 894 99 80

eol-group.net