

PROPERTIES

LOCKBOX

SIDE BACK BASE TOP	<p>Materials: The cabinet is constructed of cold-rolled sheeting with a thickness of 0.7 mm. The 1.2 mm sheet base is reinforced. Spot-welded (sides, top, base and back) more solid than a removable structure. The metal body is painted in epoxy-polyester powder.</p> <p>Sheet thickness: > Sides, top, back, worktop & inside flanks: thickness 7/10^{ths} > Base: th. 1.2 mm</p> <p>Cylinders: 4 cylinders adjustable internally using an elbowed key provided in the cabinet, adjustment 25 mm.</p> <p>Paintwork: Polyester Epoxy powder paint without emission of solvents. All our colours comply with the lead-free standard. Smooth powder (except graphite grey, textured). Degreasing and phosopation in 4-level tunnel.</p> <p>Assembly: supplied assembled (without shelf)</p> <p>Guarantee: 5 years (without shutters & mobile accessories guaranteed for 2 years)</p>
-----------------------------	--

**It is recommended not connecting other sizes of cabinet beside a H. 72.1 cm one due to the dimensions of the plinth, which is smaller than all the other cabinets.*

TYPE OF OPENING

SHUTTERS	<p>Materials: Two-leaf shutters of PVC type SE16 (classed non-fire M1 and self-coloured). The profiles are co-extruded with a rigid, matt appearance.</p> <p>Thickness: 0.9 mm.</p> <p>Handle: Polypropylene, embedded, in the colour of the final leaf of the cabinet.</p> <p>Doors: 2 shutter doors on all the products, with the exception of cabinets H. 721 x W. 800 & H. 1980 x 600 mm, having a single shutter.</p> <p>Lock/Closure: central locking using a chrome-plated cylindrical lock with 2 keys and with master key system; the number is engraved on the key and barrel which makes re-ordering easier.</p> <p>Guide Rail: Self-lubricated rail in a single piece of polypropylene providing soft and silent sliding. The guide rails are of a single piece of uncut polypropylene containing 10% talc, self-lubricated, with integrated stop.</p> <p>Final leaf: the magnetic final leaf is in sheet th. 12/10.</p>
----------	---





INTERIOR ORGANISATION

INTERIOR	<p>Top part: Additional rail for suspended files, except for counter-top units and cabinets H. 72.1 cm</p> <p>Interior flanks: The interior flanks are provided with perforations every 20 mm for adjusting shelves.</p> <p>Accessories: Various accessories are provided in addition to the ARIV cabinets, to allow the interior organisation to be configured (see below). With the exception of additional shelves, accessories are in charcoal grey colour.</p>																									
SHELVES (included and/or optional)	<p>Materials: Sheet steel shelves th. 6/10, provided with a reinforcement for widths 120 cm (central reinforcement to avoid deformation).</p> <p>Thickness: 25 mm</p> <p>Load per shelf: The shelves can support up to 110 kg uniformly distributed (60 kg above and 50 kg below)</p> <p>Adjustment and positioning of shelves: Adjustment pitch every 20 mm - Fastened using 4 metal stops to be fastened in the notches in the side</p> <p>Other: The shelves provided in the cabinets are painted in the same colour as the cabinet. The stops are dished (2 mm) The spacer is of steel wire Ø 4 mm Shelf able to accommodate suspension files vertically</p> <table border="1"> <tr> <td>Height (in mm)</td><td>1980</td><td>1608</td><td>1350</td><td>1180</td><td>1050</td><td>721</td><td>710</td><td>426</td></tr> <tr> <td>Shelf number</td><td>4</td><td>3</td><td>2</td><td>2</td><td>2</td><td>1</td><td>1</td><td>0</td></tr> </table>								Height (in mm)	1980	1608	1350	1180	1050	721	710	426	Shelf number	4	3	2	2	2	1	1	0
Height (in mm)	1980	1608	1350	1180	1050	721	710	426																		
Shelf number	4	3	2	2	2	1	1	0																		

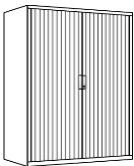


FINISH TOP (optional)	<p>Materials: Particle boards with colour-matched melamine.</p> <p>Density: 630 to 710 kg/m³</p> <p>Thickness: 25 mm.</p>							
REFERENCE SHELVES (optional)	<p>Materials: Shelf of folded sheet of 1.2 mm</p> <p>Thickness: 78 mm</p> <p>Description: Pull-out shelf fitted on 2 ball sliders. The shelf pulls out 100%. Only for W. 120 cm - It allows files to be consulted or rested. The reference shelf does not accommodate suspended files.</p> <p>Instructions: All the elements are provided separately and must be fitted</p>							
TELESCOPIC FRAMES (optional)	<p>Materials: Frame of folded sheet of 1.5 mm. Welded structure. Arches of matt galvanised folded steel wire Ø 4 mm</p> <p>Load per frame: 60 kg</p> <p>Description: Pull-out frame. Fitted with anti-tilting system. Designed for 33 cm folders (transverse placement possible with cross-members). The frame pulls out 100%.</p> <p>Instructions: The standard installation distance of 2 frames is 28 cm (optionally other distances of 16 to 22 cm for frames containing index card boxes. The number of telescopic cradles is limited to 3 per cupboard, with a maximum installation height of 1300 mm.</p> <p>Option: Cross-members and arches. With the kit of 2 cross-members (sold separately) the W 120 cm frame allows up to 3 rows of facing A4 suspended files to be organised. The overfill protection arches ensure holding of folders and cabinet closing.</p>							
CROSS-MEMBERS & ARCHES (optional)	<p>Materials: Cross-members of folded sheets of 1.5 mm - Arches of matt galvanised folded steel wire Ø 4 mm Powdering of charcoal grey.</p> <p>Description: With the kit of 2 cross-members, the W 120 cm frames allow up to 3 rows of facing A4 suspended files to be organised. The overfill protection arches ensure holding of folders and cabinet closing. The cross-members are clipped onto the front and rear edges of the frame; the arches in the side holes of the frame and the cross-members. Allow 3 rows of facing suspended files to be organised.</p> <p>Instruction: Needs a telescopic frame.</p>							

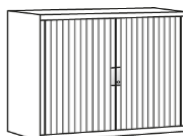




INTERIOR ORGANISATION

<p>16 SLOT SORTING TRAY (optional)</p> 	<p>Materials: ABS Description: 16-slot sorting tray to be placed on a W. 120 cm shelf Each slot is sliding for greater accessibility to the sheets Assembly: To be fitted by the customer.</p>
<p>VERTICAL SEPARATORS (optional)</p> 	<p>Materials: folded sheet Description: Kit of 2 vertical separators H. 19 cm Instruction: to be fastened to the shelves - The separators slide along the entire length of the shelf.</p>

USEFUL DIMENSIONS & WEIGHTS OF CABINETS

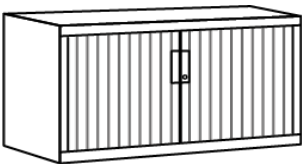

								
	H. 1980				H. 1608		H. 1350	
OVERALL DIMENSIONS (in mm)								
Height	1980				1608		1350	
Width	1200	1000	800	600	1200	1000	1200	1000
Depth	430				430		430	
USEFUL DIMENSIONS (in mm)								
Height	1848				1476		1218	
Width	1060	860	660	525	1060	860	1060	860
Depth	393				393		393	
WEIGHT (in kg)								
Gross*	73	67	61	36	68,19		65,4	62,37
Net*	70,2	64,4	58,5	33	65,39		62,6	59,77

									
	H. 1183			H. 1050			H. 721		
OVERALL DIMENSIONS (in mm)									
Height	1183			1050			721		
Width	1200	1000		1200	1000	800	1200	1000	800
Depth	430			430			430		
USEFUL DIMENSIONS (in mm)									
Height	1051			918			671		
Width	1060	860		1060	860	639	1060	860	639
Depth	393			393			393		
WEIGHT (in kg)									
Gross*	54	50		44	39	34	32,13	28,83	24,83
Net*	47,31	41,92		42,1	37,3	32,4	30,33	27,33	23,63

*Gross weight = product + packaging - Net weight = product only - weight without shelf



USEFUL DIMENSIONS & WEIGHTS OF CABINETS

					
	H. 710			H. 426	
OVERALL DIMENSIONS (in mm)					
Height	710			426	
Width	1200	1000	800	1200	1000
Depth	430			430	
USEFUL DIMENSIONS (in mm)					
Height	658			374	
Width	1060	860	639	1060	860
Depth	393			393	
WEIGHT (in kg)					
Gross*	32,28	29,26	25,13	21,29	
Net*	30,33	27,53	23,63	19,34	

ORGANISATIONAL CAPACITY OF CABINETS

Pour classeurs

H 198 cm - 5 rangées	
H 160 cm - 4 rangées	○ ○ ○ ○ ○ ○ ○ ○
H 135cm - 3 rangées	
H 118,3 cm - 3 rangées	○ ○ ○ ○ ○ ○ ○ ○
H 105 cm - 2 rangées	
H 72,1 cm - 2 rangées	○ ○ ○ ○ ○ ○ ○ ○
H 71 cm - 1 rangée	
H 42,6 cm - 1 rangée	○ ○ ○ ○ ○ ○ ○ ○

Pour dossiers suspendus

H 198 cm - 6 rangées	
H 160 cm - 5 rangées	
H 135cm - 4 rangées	
H 118,3 cm - 3 rangées	
H 105 cm - 3 rangées	
H 72,1 cm - 2 rangées	
H 71 cm - 2 rangées	
H 42,6 cm - 1 rangée	



USEFUL DIMENSIONS

SHELVES

WIDTH OF CABINETS (in mm)		1200	1000	800	600
DIMENSIONS (in mm)	Length	1055	8550	639	508
	Depth	360	360	360	360
	Thickness	25	25	25	25
CAPACITY PER SHELF	V-back suspended files	+/- 100	+/- 80	+/- 55	+/- 40
	15 mm-back suspended files	+/- 64	+/- 50	+/- 38	+/- 30
	File boxes W. 80 cm	12	10	7	6
	File boxes W. 150 cm	6	5	3	2
	Ring binder Dos 75	13	10	8	6

SUSPENDED FILES EXTRACTIBLE FRAMES

WIDTH OF CABINETS (in mm)		1200	1000	800
DIMENSIONS (in mm)	Useful length	1050	850	650
	Depth	330	330	330
	V-back suspended files	+/- 120	+/- 96	+/- 75
CAPACITY	15 mm-back suspended files	+/- 60	+/- 48	+/- 38
	30 mm-back suspended files	+/- 30	+/- 24	+/- 19

REFERENCE SHELF

WIDTH OF CABINETS (in mm)		1200	1000	800
DIMENSIONS (in mm)	Length	1050	850	650
	Depth	380	380	380
	Thickness	78	78	78

