

TECHNICAL FILE

GRETA - Bench

Video : How to order <https://youtu.be/-mcvfqfOwtY>

PROPERTIES

GENERAL	Melamine-covered particle boards, thickness 25 mm or 19 mm. 2 faces treated with anti-reflective hue Density of panels 650kg/m3 Flat edges with ABS stuck on thickness 2mm, chamfered top and bottom. Edges matched to the worktop hue Boards originating from sustainably-managed forests (PEFC). Fire classification M3 (average flammable combustible) in accordance with standard NF EN 13501-1 Boards certified E1 (control of formaldehyde emissions) with 6.5mg HCNO/ 100 mg and compliant with standard NF EN 717-2.
WORKTOPS AND UPPER SHELVES	Melamine boards 25 mm thick Worktops with scalloped edges (D 225 mm) for positioning screens (up to 21 inches). Not available on H. 950 mm worktops. Screen support shelf of white melamine positioned under the main work surface (useful height: 470 mm), predrilled for 2 cable ports ø 80 mm. Reception shelf can be positioned on the left or right side. STK finish: light oak RI - Other finishes available on request.
LEGS	Melamine boards thickness 19 mm. End leg D. 630 mm, covered in a side panel D. 800 mm to close a configuration Middle leg D. 490 mm to facilitate circulation between 2 modules, drilled for passing cables. Legs fitted with adjustment stabilisers (travel 15 mm) STK finish: snow white
SIDE PANELS	Melamine boards thickness 19 mm. Is fastened by insert onto left and right end feet. For independent modules, 2 asymmetric side panels: one long (H: 1128 mm) and one short (H: 866 mm) to be positioned on the left or right as chosen For left or right end modules, only the long side panel (H: 1128 mm) Finishes: coordinated with the worktop
DECORATIVE FRONT PANEL	Melamine boards thickness 19 mm. STK finish: snow white




Antibacterial surface





PROPERTIES

OPTIONS

<p>Decorative front panel</p> 	<p>Melamine boards thickness 19 mm.</p> <p>W.645 x H 841 mm</p> <ul style="list-style-type: none"> > Is fastened under the reception shelf by interlocking > Fitted with a bag carrying shelf (W485xD135 mm) positionable on the left or right of the decorative front panel. > Finishes: see shade card for worktops - bag carrying shelf
<p>LED Kit</p>	<p>LED kit to be positioned behind the reception panel (fastening on both sides) There is a UK and CH version with adaptor</p> <p>White LED kit:</p> <ul style="list-style-type: none"> > White light > Switch on user side <p>Colour LED kit:</p> <ul style="list-style-type: none"> > Colour lights are either fixed or changing > Operates with remote control

DIMENSIONS

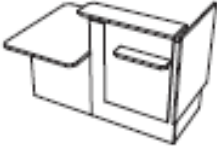

OVERALL DIMENSIONS (in mm)

	RECTANGULAR		CORNER MODULES
High standard modules			
Type of module	Free-standing, L and R end, middle	Free-standing	Free-standing, L and R end, middle
Overall depth	860		880
Depth of worktop with scalloped edge	565	800	565
Overall (useful) width	1238 (1178)/1438 (1378) / 1638 (1578)	1638/ (1578)	1670 (1578)
Desk height	735	950	735
Total height	1130		
Useful height of screen support shelf / counter top unit	470	-	470

Made
in France



DIMENSIONS

	SITTING / STANDING	SITTING
DDA modules		
Type of module	Free-standing, L and R end	Middle
Overall depth	1110 / 860	1000
Depth of worktop with scalloped edge	565	-
Overall (useful) width	1710 (1690)	800
Desk height	735 / 1135	735
Useful height of screen support shelf / counter top unit	470	-



Antibacterial surface



GRETA - Storage Units

Video : How to order <https://youtu.be/-mcvfqfOwtY>

PROPERTIES

GENERAL	<p>Unit Supplied Assembled</p> <p>Melamine-covered particle boards, thickness 25 mm or 19 mm. 2 faces treated with anti-reflective hue Density of panels 650 kg/m3 Flat edges with ABS stuck on thickness 2mm, chamfered top and bottom. Edges matched to the worktop hue Boards originating from sustainably-managed forests (PEFC). Fire classification M3 (average flammable combustible) in accordance with standard NF EN 13501-1 Boards certified E1 (control of formaldehyde emissions) with 6.5mg HCNO/ 100 mg and compliant with standard NF EN 717-2.</p> <p>Melamine boards (except for Brunswick oak hue R3 and coffee oak M9) compliant with standard ISO22196 which give them anti-bacterial properties.</p>
---------	---

CABINETS

SIDE BACK BASE	<p>Melamine boards thickness 19 mm</p> <p>Base and back scalloped edge to allow passing of cables Base fitted with stabilisers screwed into inserts (Adjustment travel 15mm) Median vertical separation fixed at W1200. Supplied with 1, 2 or 3 shelves W600 D400. Space at the back of the unit to allow passing of cables. Uniformly distributed useful space: 50 kg</p> <p>STK finish: snow white MG</p>
SLIDING DOORS	<p>Melamine boards thickness 19 mm</p> <p>Rail: ABS rail with roller. End of travel stop + 2 plastic (low noise) stops Lock: Cylinder lock with 2 keys (of which 1 folding). Closure on the left side part or the middle partition. Handle: Handled profiled in wired metal over the entire left height of the door.</p> <p>STK finish: light oak RI - Other finishes available on request.</p>
FINISH TOP	<p>Melamine boards thickness 25 mm</p> <p>Pre-drilled boards for 2 cable ports ø 80 mm</p> <p>STK finish: light oak RI - Other finishes available on request.</p>



PROPERTIES

CABINETS - OPTIONS







Additional shelf	<p>Melamine boards thickness 25 mm</p> <p>W.565 xD. 365 mm</p> <p>> Is fastened with cleats on adjustment levels spaced 30 mm apart</p> <p>STK finish: white MG</p>
Drawer unit	<p>Face: Melamine boards thickness 19 mm</p> <p>Body: metal structure</p> <p>W.565xD.335xH.350 mm</p> <p>Push closing system - Slides on rollers</p> <p>Interior organisation: partition positionable on the left or right for A4 (or foolscap) suspended files + small storage area (W.200 mm)</p> <p>Face - STK finish: light oak RI - Other finishes available on request.</p> <p>Body: STK finish: white SO</p>

SHELVING

Shelving To be fitted or fixed (by the customer)	<p>Melamine boards thickness 19 mm</p> <p>Metal frame: square tube section 20x20 mm</p> <p>W.1200 xD. 400x H. 400 mm</p> <p>Is positioned on the bench or fastened to the wall (by the customer) using wall plugs</p> <p>Melamine shelves - Other finishes available on request.</p> <p>Metal frame - SDM finish: white SO</p>
--	--

DIMENSIONS

OVERALL DIMENSIONS (in mm)

CABINETS			
Depth	430	430	430
Height	1135	735	735
Width	1200	1200	600
ADDITIONAL SHELF			
Width	600		
DRAWER UNIT			
Depth	400		
Height	600		
Width	350		
Shelf			
Depth	400		
Width	1200		
Height	400		

