

EMI (TABLE & CHAIR)

PROPERTIES

TABLES

Worktop	<p>Melamine-covered particle board, thickness 19mm, density 650 kg/ m3 Flat edges with ABS stuck on thickness 2 mm, black RAL 9005 colour</p> <p>Boards originating from sustainably-managed forests (PEFC). Fire classification M3 (average flammable combustible) in accordance with standard NF EN 13501-1 Boards certified E1 (control of formaldehyde emissions) with 6.5mg HCNO/ 100 mg and compliant with standard NF EN 717-2.</p>
Modesty panel	Metal modesty panel, screwed onto the frame, removable by 4 screws
Legs	<p>Chrome steel legs with 4 feet, tube of special section 31mm x 17mm Castors for hard floors: Steel rod, Zamak body, plastic wheel</p>


SEATS

Polypropylene Backrest	Injected polypropylene backrest, black RAL 9005 colour
Mesh Back	<p>Frame of injected polypropylene, with mesh from FIDIVI (55% polyester, 45% polyamide), Frame and mesh of Black colour</p>
Seat	<p>Quilted Seat > Multi-ply wood internal structure, covered in a foam of density 56 kg/m3, thickness 20 mm > Thread quilting</p> <p>Non-Quilted Seat: > Seat of injected polypropylene, black RAL 9005 colour</p> <p>Covering according to the chosen category of fabric > see shade card</p>

Tables



Chairs



PROPERTIES

LEGS

4 fixed legs	Steel legs, tube of special section 31mm x 17mm Feet fitted with 4 anti-slip black RAL 9005 injected polypropylene slides
4 feet castors	Steel legs, tube of special section 31mm x 17mm Feet fitted with 4 castors of Ø50mm, steel rod, Zamak body, plastic wheel Castors compatible with soft and hard floors, black colour.

OPTIONS





Armrests	Polypropylene armrests, Black RAL 9005 colour System of fastening to the legs: interlocked into the legs
Writing shelf	Polypropylene writing shelf Fastening system: shelf fitted to a tilting system, itself shrunk into the frame Dimension: W355 X D255 mm, anti-panic system
Transport trolley	Overall dimensions: W630 x D630 x H140mm Useful dimensions: W530 x D560 x H140mm /!\ Trolley not compatible with chairs with legs on castors, ø65mm, hard floor

Tables



Chairs







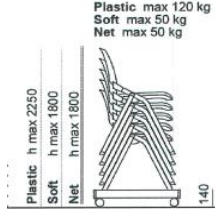
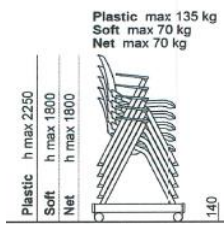
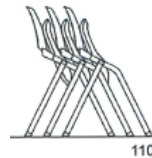
CHAIRS	FIXED OR FOLDING SYSTEM			
	PP BACKREST			
	PP SEAT		UPHOLSTERED SEAT	
				
4 FIXED FEET	4 FEET CASTORS	4 FIXED FEET	4 FEET CASTORS	
OVERALL DIMENSIONS (in mm)				
Width	540 without armrests 620 with armrests and/or writing shelf			
Depth	560		560	
Height	780		780	
USABLE DIMENSIONS (in mm)				
Seat Height	460			
Seat Width x Depth	450 x 425		470 x 450	
Backrest Width	445		445	
Backrest Height (Distance from top of backrest to top of the seat)	350			
Armrest Height (Distance from the top of the seat to the top of the armrests)	210		225	
Armrest Height (Distance from ground to summit armrests)	655		-	
Writing shelf Height	665			

Tables



Chairs






CHAIRS	FIXED OR FOLDING SYSTEM			
	PP BACKREST			
	PP SEAT		UPHOLSTERED SEAT	
				
	4 FIXED FEET	4 FEET CASTORS	4 FIXED FEET	4 FEET CASTORS
WEIGHT (in kg)				
Net weight (kg)	5.78 w/o arm 6.43 with arm 7.8 with arm + tab	6.25 w/o arm 6.9 with arm 8.2 with arm + tab	6.2 w/o arm 6.85 with arm 8.2 with arm + tab	6.65 w/o arm 7.3 with arm 8.65 with arm + tab
Supported weight (kg)	110	110	110	110
VERTICAL STACKING				
Stackability without armrests	20 IF REMOVABLE 20 IF FIXED SEAT	20 IF REMOVABLE 20 IF FIXED SEAT	10 IF REMOVABLE 10 IF FIXED SEAT	8 IF REMOVABLE 8 IF FIXED SEAT
Stackability with armrests	20 IF REMOVABLE 20 IF FIXED SEAT	20 IF REMOVABLE 20 IF FIXED SEAT	10 IF REMOVABLE 10 IF FIXED SEAT	8 IF REMOVABLE 8 IF FIXED SEAT
Stackability without writing shelf	20 IF REMOVABLE 20 IF FIXED SEAT	20 IF REMOVABLE 20 IF FIXED SEAT	10 IF REMOVABLE 10 IF FIXED SEAT	8 IF REMOVABLE 8 IF FIXED SEAT
Capacity on trolley	<p>20 Chairs (fixed or folding)</p>  <p>Plastic max 120 kg Soft max 50 kg Net max 50 kg</p>	-	<p>10 Chairs (fixed or folding)</p>  <p>Plastic max 135 kg Soft max 70 kg Net max 70 kg</p>	-
HORIZONTAL STACKING				
Stackability with armrests				
Stackability without writing shelf	-			

Tables



Chairs



CHAIRS	FIXED OR FOLDING SYSTEM		TABLE
	MESH BACKREST		
	UPHOLSTERED SEAT		
			
	4 FIXED FEET	4 FEET CASTORS	CASTOR LEGS

OVERALL DIMENSIONS (in mm)

Width	540 without armrests 620 with armrests and/or writing shelf	600
Depth	560	500
Height	815	755 (HPT) 1050 (folded)

USABLE DIMENSIONS (in mm)


Seat Height	480	
Seat Width x Depth	470 x 450	
Backrest Width	455	
Backrest Height (Distance from top of backrest to top of the seat)	360	
Armrest Height (Distance from the top of the seat to the top of the armrests)	225	
Armrest Height (Distance from ground to summit armrests)	655	
Writing shelf Height	665	




WEIGHT (in kg)

Net weight (kg)	6.25 w/o arm 6.9 with arm 8.24 with arm + tab	6.68 w/o arm 7.33 with arm 8.68 with arm + tab	11.5
Supported weight (kg)	110	110	110

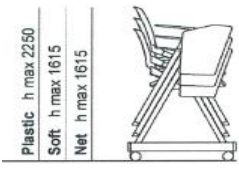
Tables

Chairs

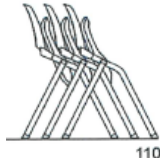
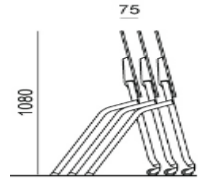


CHAIRS	FIXED OR FOLDING SYSTEM		TABLE
	<i>MESH BACKREST</i>		
	<i>UPHOLSTERED SEAT</i>		
	 4 FIXED FEET	 4 FEET CASTORS	 CASTOR LEGS

VERTICAL STACKING

Stackability without armrests	10 IF REMOVABLE 10 IF FIXED SEAT	8 IF REMOVABLE 8 IF FIXED SEAT	
Stackability with armrests	10 IF REMOVABLE 10 IF FIXED SEAT	8 IF REMOVABLE 8 IF FIXED SEAT	
Stackability without writing shelf	10 IF REMOVABLE 10 IF FIXED SEAT	8 IF REMOVABLE 8 IF FIXED SEAT	
Capacity on trolley	10 CHAIRS (Fixed ou removable) 	-	

HORIZONTAL STACKING

Stackability with armrests		
Stackability without writing shelf	-	

Tables



Chairs

